



Enriching Lives

**ILLUSTRATED SPARE PART LIST
FOR**

**KFP4R-UF15
FM/UL ENGINE S/F FIRE
FIGHTING A/C DOMESTIC**

**APPLICATION CODE NO.
4H.2588**

KIRLOSKAR OIL ENGINES LIMITED

Regd. Office: Laxmanrao Kirloskar Road, Khadki, Pune - 411 003, (India).
Tel.: +91 (20) 2581 0341, 2581 5341. Fax: +91 (20) 2581 3208, 2581 0209.
Website: www.koel.co.in

JUNE – 2015

PUBLICATION NO. : 4H.1900.22.0.00

REV : 00

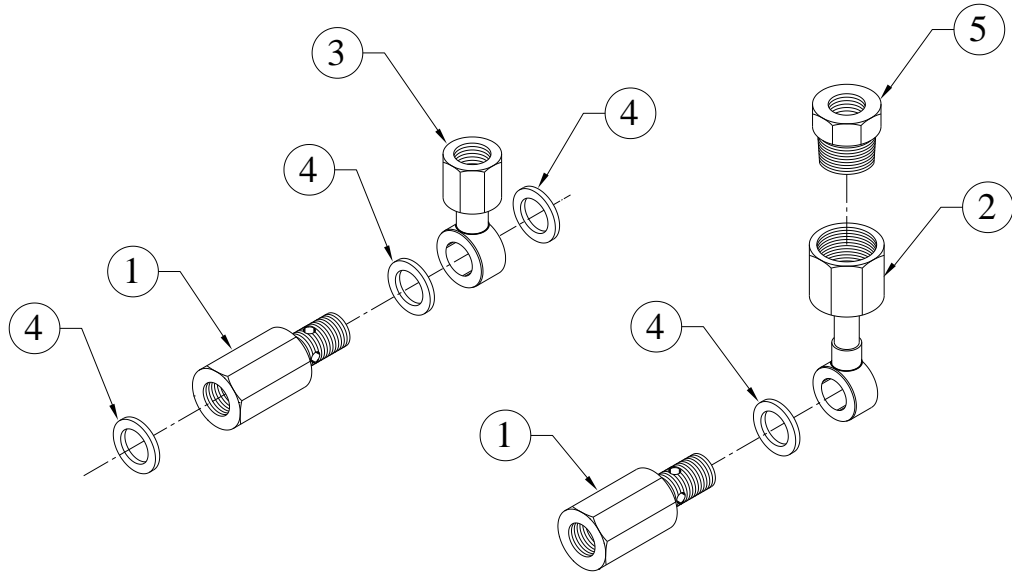
GROUP INDEX
APPLICATION CODE 4H.2588

SR.NO.	DESCRIPTION	GROUP NO.	QTY.	PAGE NO.
1	<u>ADOPTOR FOR SWITCHES</u>	4H.420.5	1	5
2	<u>AIR CLEANER (DONALDSON) FOR 4R1040TRWA (F.F. ENGINES)</u>	4H.1346	1	6
3	<u>ALTERNATOR MOUNTING WITH 90 PCD PULLEY DOUBLE GROOVE</u>	4H.198.3	1	7 TO 8
4	<u>BELT GUARD ASSLY (FOR FIRE FIGHTING APPLICATION)</u>	4H.1361.2	1	9
5	<u>BLANKET ASSLY. ON AIR DELIVERY PIPE</u>	4H.1494.1	1	10
6	<u>BREATHER PIPE (TURBO ENGINE STAGE 1)</u>	4H.161.1	1	11
7	<u>CAMSHAFT</u>	4H.003	1	12
8	<u>CHARGING ALTERNATOR 12V</u>	3H.315	1	13
9	<u>COOLING LINE (1") WITH FLOW SWITCH AND MTG.FOR 4R1040TA (KFP4R-UF15) ENGINES FOR FIRE FIGHTING APPLICATION</u>	4H.1438.5	1	14
10	<u>COVER FOR FUEL PUMP GEAR (PG)</u>	4H.266...EXP	1	15
11	<u>CRANKSHAFT PULLEY (172 PCD, 2 GROOVE,"A" SECTION) FOR FIRE FIGHTING SET</u>	4H.261	1	16
12	<u>CRANKSHAFT (66 DIA PIN)</u>	4H.181	1	17 TO 18
13	<u>CYLINDER HEAD ASSEMBLY</u>	4H.1726	1	19 TO 22
14	<u>CYLINDER LINER.(105 DIA)</u>	2H.008	4	23
15	<u>DELIVERY BODY</u>	2H.013...EXP	1	24
16	<u>DIPSTICK (PRESSED SUMP)</u>	04.445	1	25
17	<u>ELECTRONIC GOVERNOR SET(ACTUATOR-ADC225 D1S-12V & CARD-ESD 5119) & LINKAGE ASSLY. FOR F.F. APPLN.</u>	4H.1475.1	1	26 TO 27
18	<u>ENGINE MOUNTING FOOT 285 CRS FOR KBL</u>	4H.1223.2	1	28
19	<u>ENGINE NAME PLATE WITH FUEL DATA</u>	4H.1440	1	29
20	<u>EXHAUST MANIFOLD (S/F JCBT- VIBROMAX)</u>	4H.343.1	1	30
21	<u>EXHAUST OUTLET</u>	4H.1341.3	1	31
22	<u>EXHAUST SILENCER(4') FOR 4R1040TA FIRE FIGHTING ENGINES</u>	4H.1443	1	32
23	<u>EXPANSION BELLOW (3")</u>	4H.1341.1	1	33
24	<u>FASTENER FOR WATER PUMP PULLEY MOUNTING (FOR HE COOLED FOR F.F. APPLICATION)</u>	6H.104.1	1	34
25	<u>FLYWHEEL HOUSING (SAE3-144.5)</u>	4H.038	1	35
26	<u>FLYWHEEL (C-110 PTO & SP-111 PTO)</u>	04.039	1	36
27	<u>FRONT COVER FOR PG APPLICATION</u>	4H.179...EXP	1	37
28	<u>FUEL PUMP 4R1040TA (SPP)</u>	4H.1549	1	38
29	<u>FUEL PUMP GEAR ASSLY</u>	6H.652	1	39

SR.NO.	DESCRIPTION	GROUP NO.	QTY.	PAGE NO.
30	FUEL STOP SOLENOID WITH SUITABLE LINKAGE & HARDWARE FOR FIRE FIGHTING APPLICATION	4H.1357.3	1	40 TO 41
31	FUEL SUPPLY AND RETURN	4H.1375.1	1	42
32	GEAR CASING (FOR FMUL ENGINE)	4H.178.3	1	43
33	HEAT EXCHANGER FOR 4R1040 F.F. ENGINES	4H.1343.5	1	44 TO 45
34	HEAT SHIELD MOUNTING FOR F.F. APPLN.	4H.1383.1	1	46
35	HIGH PRESSURE PIPE (FOR SPP)	4H.050.1	1	47
36	INJECTOR & MOUNTING (SPP)	4H.1529	4	48
37	INLET MANIFOLD (TOP OPENING)	4H.346...EXP	1	49
38	INSTRUMENTAL PANEL(REVISED STANDARD,FM/UL TYPE) 12V FOR FIRE FIGHTING APPLICATION.	4H.1364.2	1	50 TO 54
39	INTERMEDIATE GEAR AND SUPPORT (FOR ENGINE W/O AUTO TIMER)	4H.237	1	55
40	L.O. COOLER & FILTER FOR 4RT/TA S/F WATER JACKET HEATER	4H.658	1	56 TO 57
41	LIFTING HOOK FOR FIRE FIGHTING	4H.033.1	1	58
42	LUB OIL PUMP	6H.004	1	59 TO 60
43	LUB OIL SUMP (SHEET METAL)	4H.201	1	61
44	LUB OIL SUPPLY AND DRAIN PIPE FOR TURBO	4H.527.3	1	62 TO 63
45	MICO STARTER 12VDC 2.7KW SUITABLE FOR - 20 deg. C	2H.301	1	64
46	MONOBLOCK CRANKCASE (4RT - EXPORT)	4H.156...EXP	1	65 TO 68
47	MOUNTING FOR FUEL FILTER (SPIN ON) & FUEL PIPES	4H.1359.2	1	69
48	OIL FILLING BODY	4H.027...EXP	1	70
49	OIL SEAL HOUSING (PG)	2H.039...EXP	1	71
50	PISTON AND CON ROD ASSEMBLY (TURBO ,P.G. --40 DIA PIN)	4H.180.1	4	72 TO 73
51	PULLEY FOR WATER PUMP SPA SECTION, 2 GR. (120 PCD)	4H.262	1	74
52	PUSHROD & TAPPETS	2H.007	4	75
53	ROCKER COVER (SHANTI) FOR 4RT/4RTA (ALUMINIUM)	4H.666...EXP	1	76 TO 77
54	ROCKER SUPPORT ASSLY (LOW FREQ. TAPPET ADJ)	4H.1433	1	78 TO 79
55	SPIN ON FUEL FILTER (MICO NO F002 H20 116)	3H.132	1	80
56	STARTER SOLENOID (DUMORE) 12V FOR F.F. ENGINES	4H.1347.2	1	81
57	STICKERS FOR 4R ENGINES	4H.1497	1	82
58	SUCTION TUBE (TURBOCHARGED ENGINE)	4H.231	1	83
59	TEMPRATURE SWITCH & SENSORS FOR FM/UL ENGINE	F6.906.1	1	84 TO 85

TITLE: - ADOPTOR FOR SWITCHES

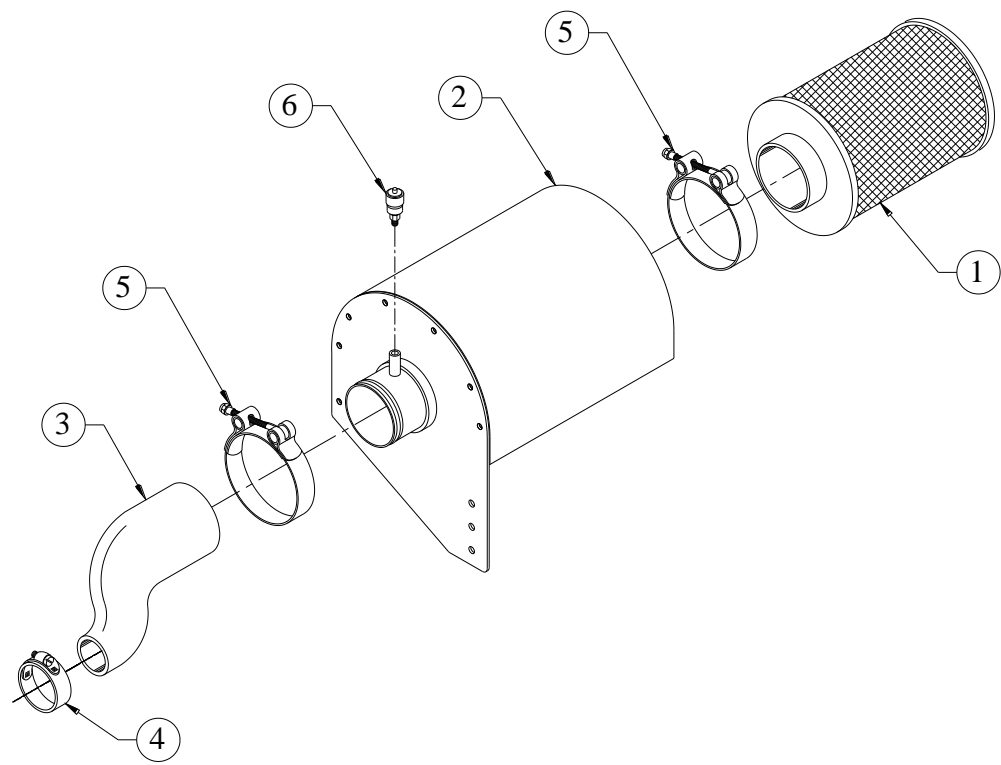
GROUP: - 4H.420.5



SR.NO.	PART NO.	DESCRIPTION	QTY.	REMARKS
1	4H.225.22.0.00	ADAPTOR FOR WATER TEMP. SENSOR	1	
2	4H.225.34.0.PR	ADAPTOR FOR WATER TEMP. SWITC	1	
3	06.610.08.0.00	ADAPTOR FOR 2R1040 FOR WATER CONNECTION	2	
4	50.508.12.0.00	COPPER WASHER (14X20)	6	
5	4H.225.33.0.PR	ADAPTOR FOR LOW COOLANT TEMP. SWITCH	1	

**TITLE: - AIR CLEANER (DONALDSON)
FOR 4R1040TRWA (F.F. ENGINES)**

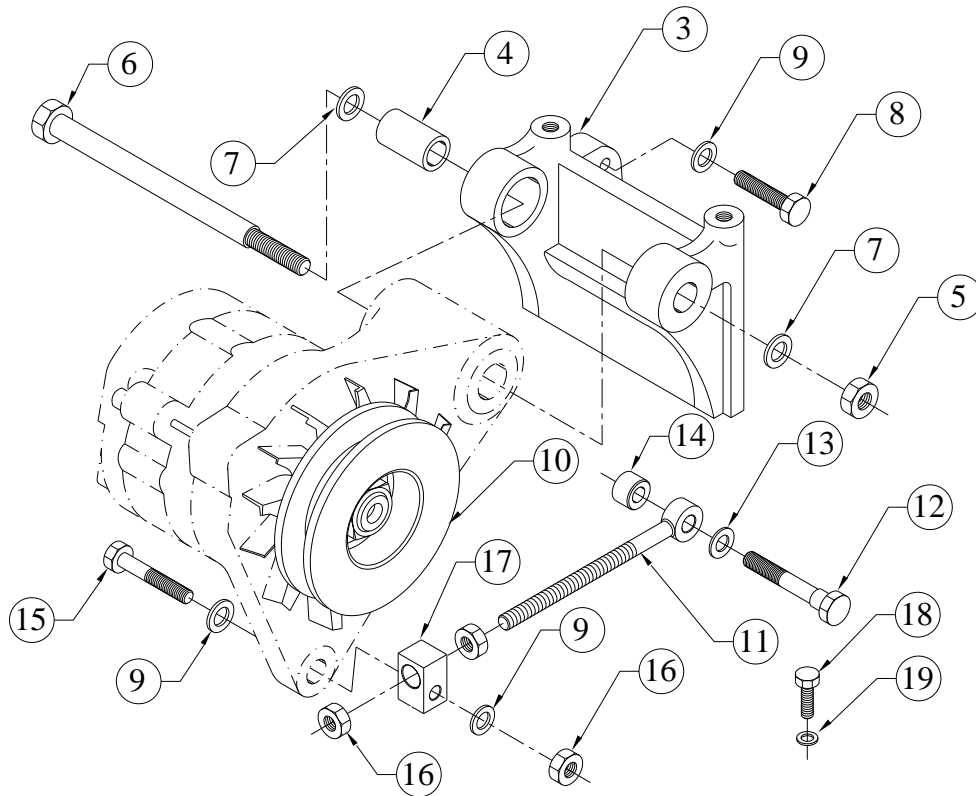
GROUP: - 4H.1346



SR.NO.	PART NO.	DESCRIPTION	QTY.	REMARKS
1	4H.1346.01.0.00	AIR CLEANER (DONALDSON, B085011) FOR 4R1040TRWA F.F. ENGINES	1	
2	4H.1346.02.0.00	GUARD FOR AIR CLEANER	1	
3	4H.1346.04.0.00	HOSE (TURBO CHARGER TO AIR CLEANER)	1	
4	30.650.02.0.00	HOSE CLIP (S.S.70 DIA.)	1	
5	06.376.04.0.00	T BOLT CLAMP KLIPCO TB108 / JUPITOR (108 TO 116 DIA)	2	
6	47.113.15.0.00	RESTRICTION INDICATOR - 20"W.G.	1	

**TITLE: -ALTERNATOR MOUNTING WITH
90 PCD PULLEY DOUBLE GROOVE**

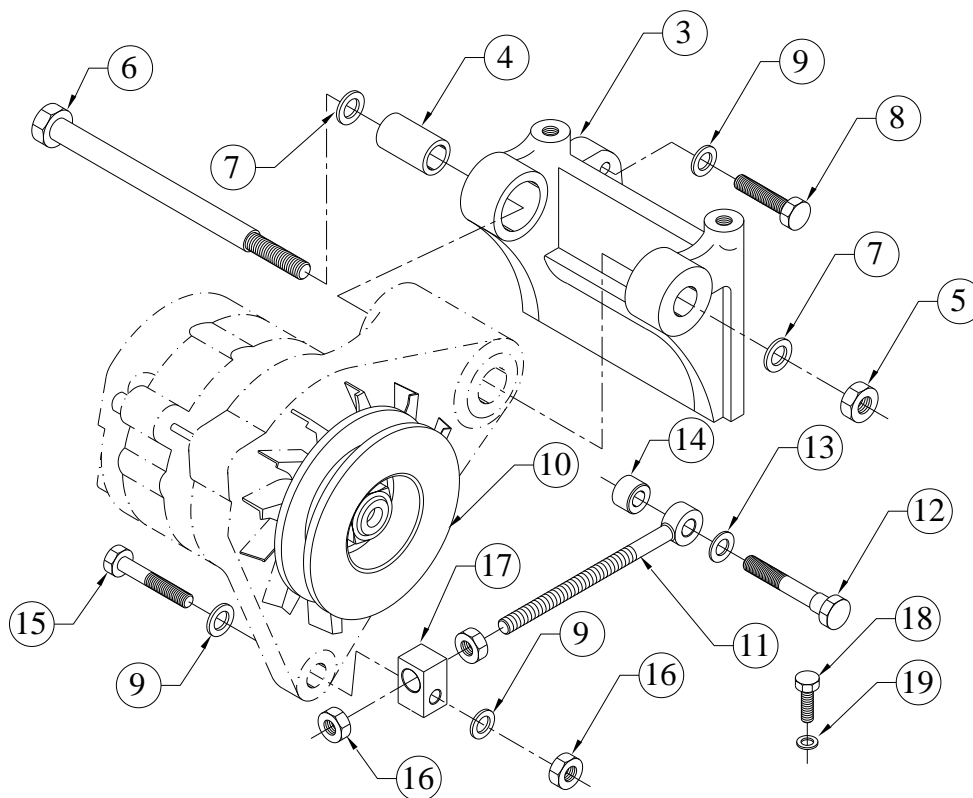
GROUP: - 4H.198.3



SR.NO.	PART NO.	DESCRIPTION	QTY.	REMARKS
*1	4H.198.40.0.00	ALTERNATOR MOUNTING KIT FOR FIRE FIGHTING	1	CONSISTING OF SR. NO.- 2, 8 TO 19
*2	4H.044.20.0.00	MOUNTING SUBASLY. FOR ALTERNATOR	1	CONSISTING OF SR. NO.- 3 TO 7
3	48.175.07.0.00	BKT.FOR ALT	1	
4	48.067.04.0.00	BUSH FOR ALTERNATOR (IN BRACKET)	1	
5	50.006.10.000	NUT - M10X1.5 - GR.8.8	1	
6	48.067.03.7.00	DOWEL BOLT FOR ALTERNATOR	1	
7	50.506.10.000	PLAIN MACHINED WASHER - M10	3	
8	50.003.10.040	SET SCREW - M10X1.5X40 - 8.8	2	
9	50.506.10.000	PLAIN MACHINED WASHER - M10	6	
10	4H.263.01.0.00	ALTERNATOR PULLEY (90 PCD)	1	
11	4H.329.24.0.00	EYE BOLT	1	
12	4H.198.02.0.00	LOCATING BOLT (FOR EYE BOLT)	1	
13	50.506.12.000	PLAIN MACHINED WASHER - M12	1	
14	4H.198.03.0.00	SPACER (FOR EYE BOLT)	1	
15	50.002.10.055	SET BOLT - M10X1.5X55 - 8.8	1	

**TITLE: -ALTERNATOR MOUNTING WITH
90 PCD PULLEY DOUBLE GROOVE**

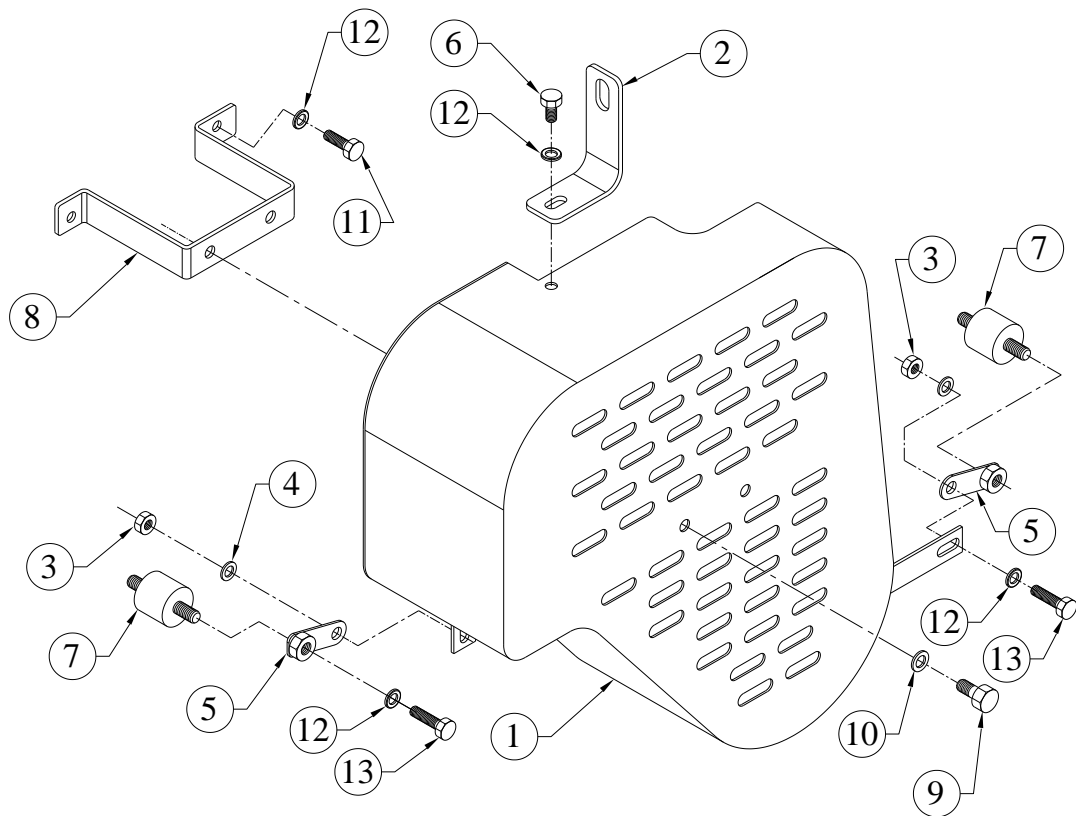
GROUP: - 4H.198.3



SR.NO.	PART NO.	DESCRIPTION	QTY.	REMARKS
16	50.006.10.000	NUT - M10X1.5 - GR.8.8	2	
17	4H.329.26.0.00	SWIVEL PIECE	1	
18	50.003.08.018	SET SCREW - M8X1.25X18 - 8.8	1	
19	50.506.08.000	PLAIN MACHINED WASHER - M8	1	

TITLE: -BELT GUARD ASSLY (FOR FIRE FIGHTING APPLICATION)

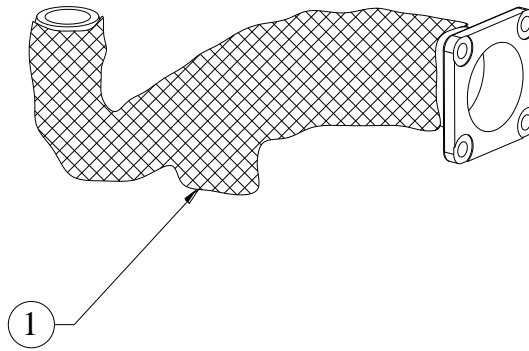
GROUP: - 4H.1361.2



SR.NO.	PART NO.	DESCRIPTION	QTY.	REMARKS
1	4H.1361.08.0.00	BELT GUARD (FOR FIRE FIGHTING APPLICATION)	1	
2	6H.1148.03.0.00	HOLDING PLATE (BELT GUARD MTG)	1	
3	50.006.08.000.	NUT- M8X1.25 - GR.8.8	3	
4	50.506.08.000.	PLAIN MACHINED WASHER - M8	2	
5	4H.1361.03.0.00	HOLDING PLATE (FOR BELT GUARD MTG.)	2	
6	50.003.08.015	SET SCREW - M8X1.25X15 - 8.8	1	
7	3H.880.02.0.00	ANTI VIBRATION MOUNTING FOR CONTROL PANEL TS STANDARD MAKE (20 MM HEIGHT).	2	
8	4H.1361.06.0.00	SUPPORT (FOR BELT GUARD)	1	
9	50.003.10.010.	SET SCREW	2	
10	50.506.10.000.	PLAIN MACHINED WASHER - M10	2	
11	50.003.08.025.	SET SCREW - M8X1.25X25 - 8.8	1	
12	50.548.08.000	SPL.PLAIN M/CED WASHER	5	
13	50.003.08.040	SET SCREW - M8X1.25X40 - 8.8	2	

TITLE: - BLANKET ASSLY. ON AIR DELIVERY PIPE

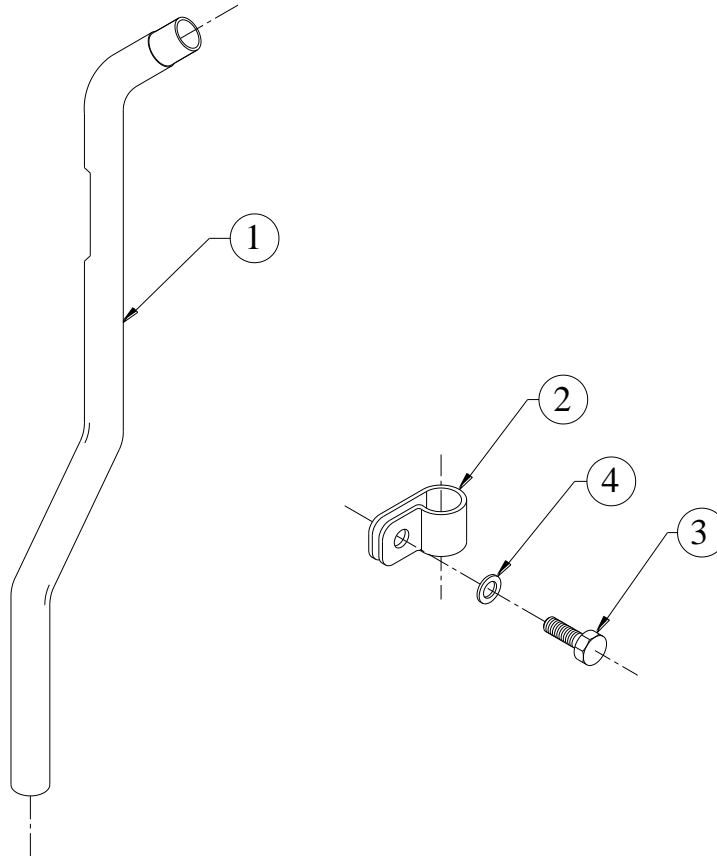
GROUP: - 4H.1494.1



SR.NO.	PART NO.	DESCRIPTION	QTY.	REMARKS
1	4H.1494.14.0.00	BLANKET ON AIR DELIVERY PIPE FOR 4R1040TA ENGINES	1	

TITLE :- BREATHER PIPE
(TURBO ENGINE STAGE 1)

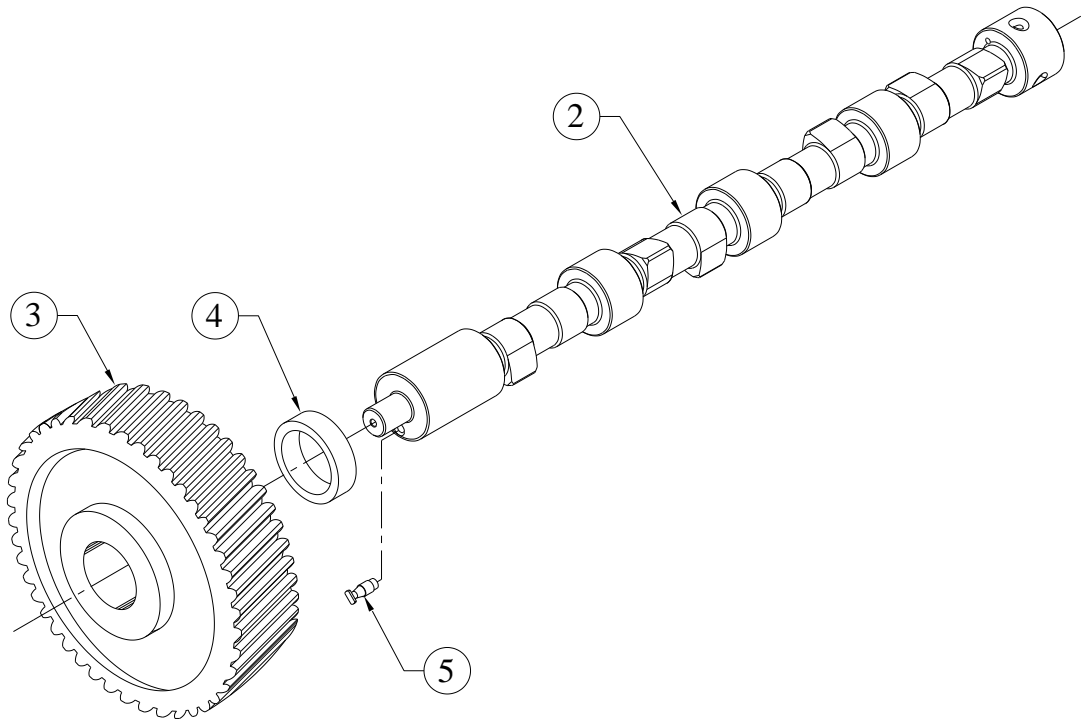
GROUP :- 4H.161.1



SR.NO.	PART NO.	DESCRIPTION	QTY.	REMARKS
1	4H.161.05.0.00	BREATHER PIPE	1	
2	4H.161.06.0.00	CLIP FOR BREATHER PIPE	1	
3	50.003.08.020.	SET SCREW - M8X1.25X20 - 8.8	1	
4	50.506.08.000.	PLAIN MACHINED WASHER - M8	1	

TITLE: - CAMSHAFT

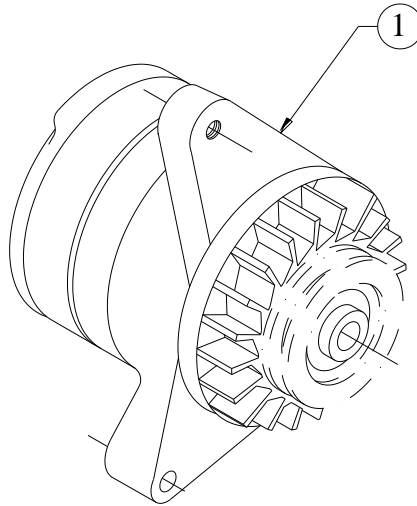
GROUP: - 4H.003



SR.NO.	PART NO.	DESCRIPTION	QTY.	REMARKS
*1	4H.003.20.0.00	CAMSHAFT SUBASSLY	1	CONSISTING OF SR. NO. 2 & 3
2	4H.003.01.0.00	CAM SHAFT. (FINISH)	1	NOT SUPPLIED LOOSE
3	03.006.04.0.00	CAM SHAFT GEAR	1	NOT SUPPLIED LOOSE
4	4H.003.02.0.00	THRUST WASHER FOR CAM SHAFT	1	NOT SUPPLIED LOOSE
5	03.117.02.0.00	PIN	1	

TITLE: - CHARGING ALTERNATOR 12V

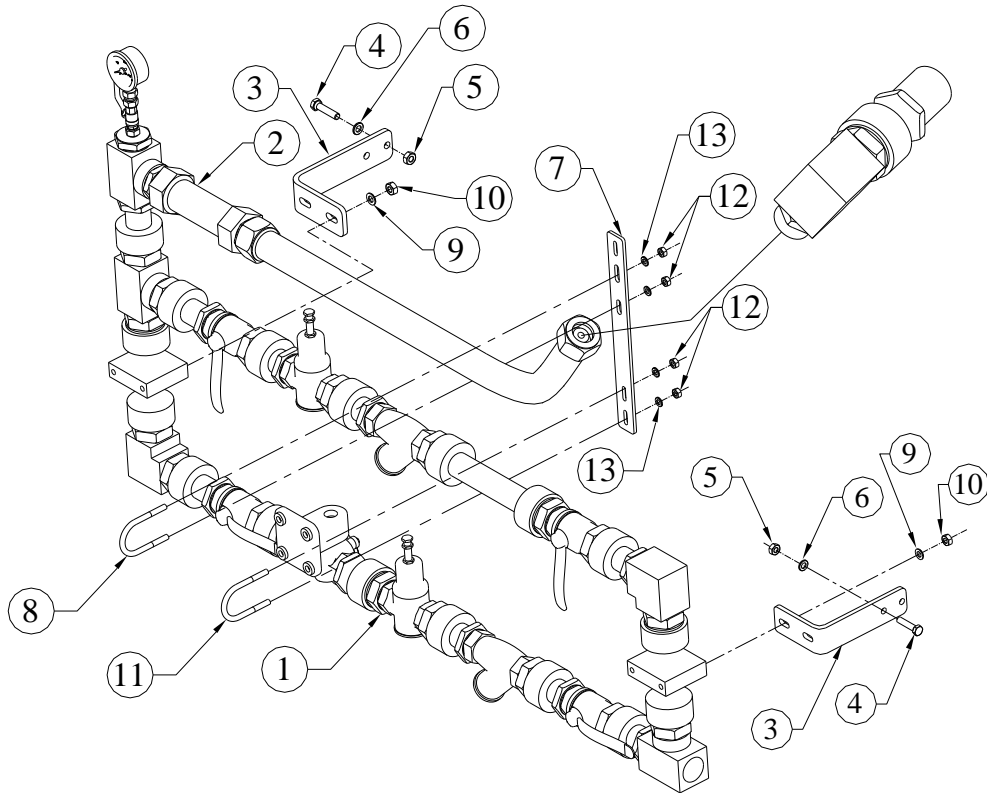
GROUP: - 3H.315



SR.NO.	PART NO.	DESCRIPTION	QTY.	REMARKS
1	3H.315.01.0.00	ASSEMBLY CHARGING ALTERNATOR 12V, 35A, MICO MAKE K1 MODEL NO.F 002 G1B 342 120 DEGREE MOUNTING	1	

TITLE : - COOLING LINE(1") WITH FLOW SWITCH AND MTG.FOR 4R1040TA (KFP4R-UF15) ENGINES FOR FIRE FIGHTING APPLICATION

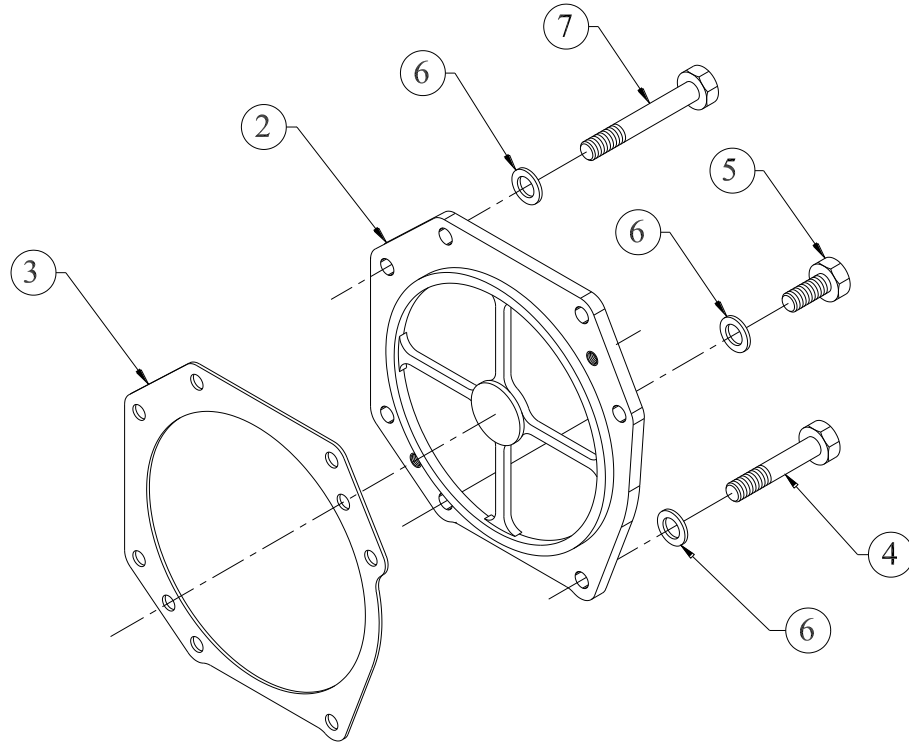
GROUP : - 4H.1438.5



SR.NO.	PART NO.	DESCRIPTION	QTY.	REMARKS
1	4H.1438.60.0.PR	COOLING LINE(1") ASSLY FOR KFP4R-UF15(4R1040TA) ENGINES S/F FLOW SWITCH FOR FIRE FIGHTING APPLICATION	1	
2	4H.905.23.0.PR	RAW WATER FLOW SENSOR WITH SWITCH FM/UL ENGINE 4R1040NA 12V	1	
3	4H.1438.07.0.PR	BRACKET FOR COOLING LINE MTG.FOR 4R ENGINES	2	
4	50.003.10.030	SET SCREW - M10X1.5X30 - 8.8	2	
5	50.006.10.000	NUT - M10X1.5 - GR.8	2	
6	50.506.10.000	PLAIN MACHINED WASHER - M10	4	
7	F6.1106.04.0.PR	BRACKET FOR COOLING LINE HOSE SUPPORT	1	
8	03.299.07.0.PR	U CLAMP	1	
9	50.506.06.000	PLAIN MACHINED WASHER - M6	4	
10	50.006.06.000	NUT - M6X1 - GR.8	4	

TITLE :- COVER FOR FUEL PUMP GEAR (PG)

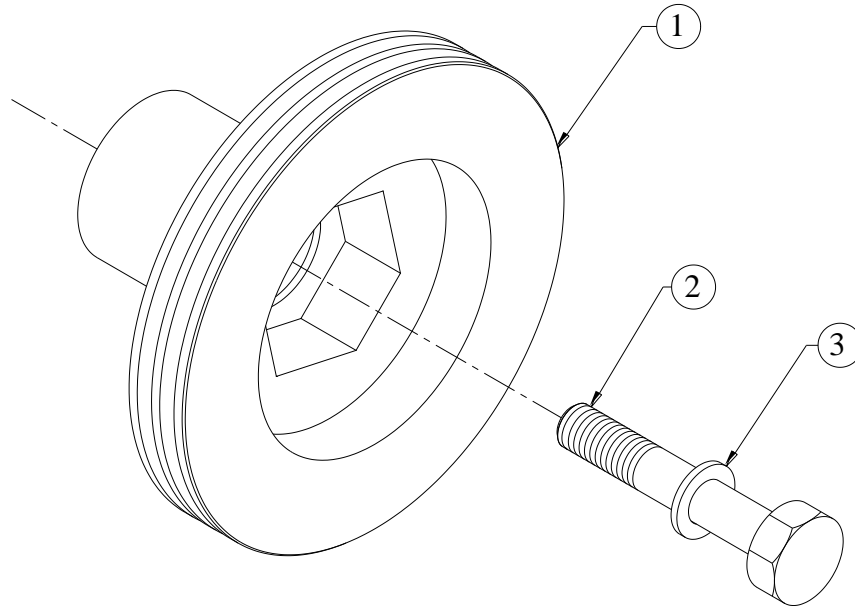
GROUP :- 4H.266...EXP



SR.NO.	PART NO.	DESCRIPTION	QTY.	REMARKS
*1	4H.266.10.0.00	COVER FOR FUEL PUMP GEAR WITH JOINT (USA)	1	CONSISTING OF SR NO.- 2 & 3
2	2H.017.03.0.00	COVER FOR FUEL PUMP GEAR	1	
3	2H.017.11.0.00	JOINT FOR FUEL PUMP GEAR	1	
4	50.002.08.045	SET BOLT - M8X1.25X45 - 8.8	3	
5	50.003.08.020	SET SCREW - M8X1.25X20 - 8.8	2	
6	50.506.08.000	PLAIN MACHINED WASHER - M8	7	
7	50.002.08.065	SET BOLT - M8X1.25X65 - 8.8	2	

TITLE :- CRANKSHAFT PULLEY
(172 PCD, 2 GROOVE,"A" SECTION)
FOR FIRE FIGHTING SET

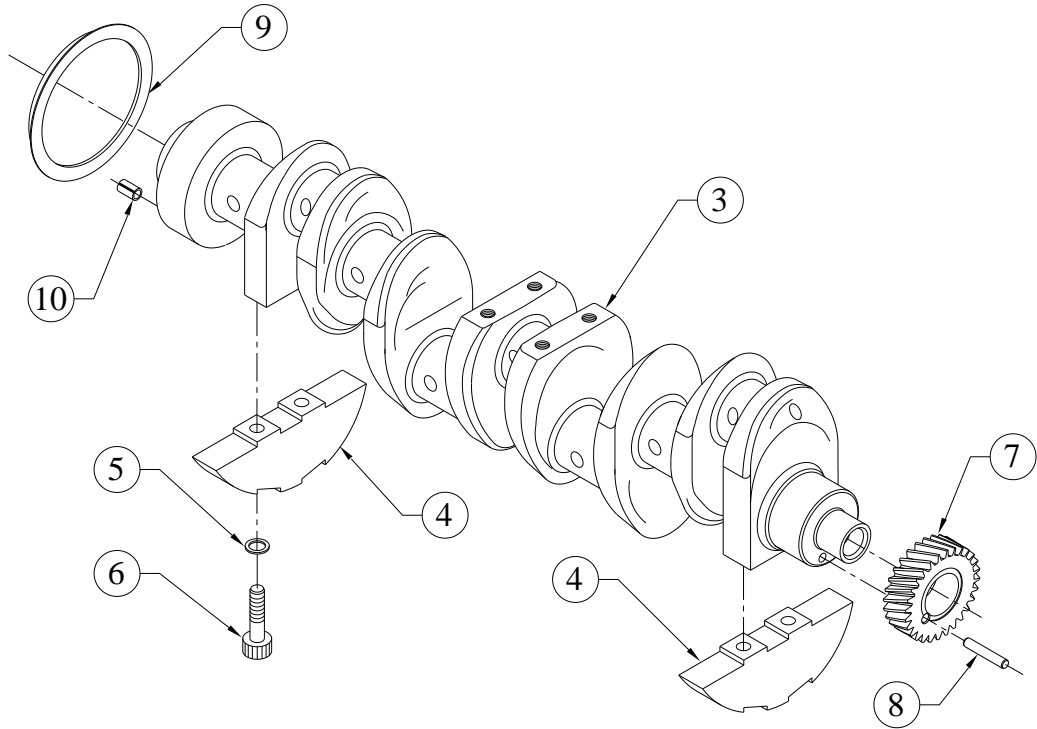
GROUP :- 4H.261



SR.NO.	PART NO.	DESCRIPTION	QTY.	REMARKS
1	4H.261.01.0.00	CRANKSHAFT PULLEY FOR FIRE FIGHTING SET	1	
2	03.016.02.0.00	CRANK PULLY BOLT-UPDATED	1	
3	03.016.03.0.00	WASHER(FOR CRANK PULLY BOLT)-UPDATED	1	

TITLE: - CRANKSHAFT (66 DIA PIN)

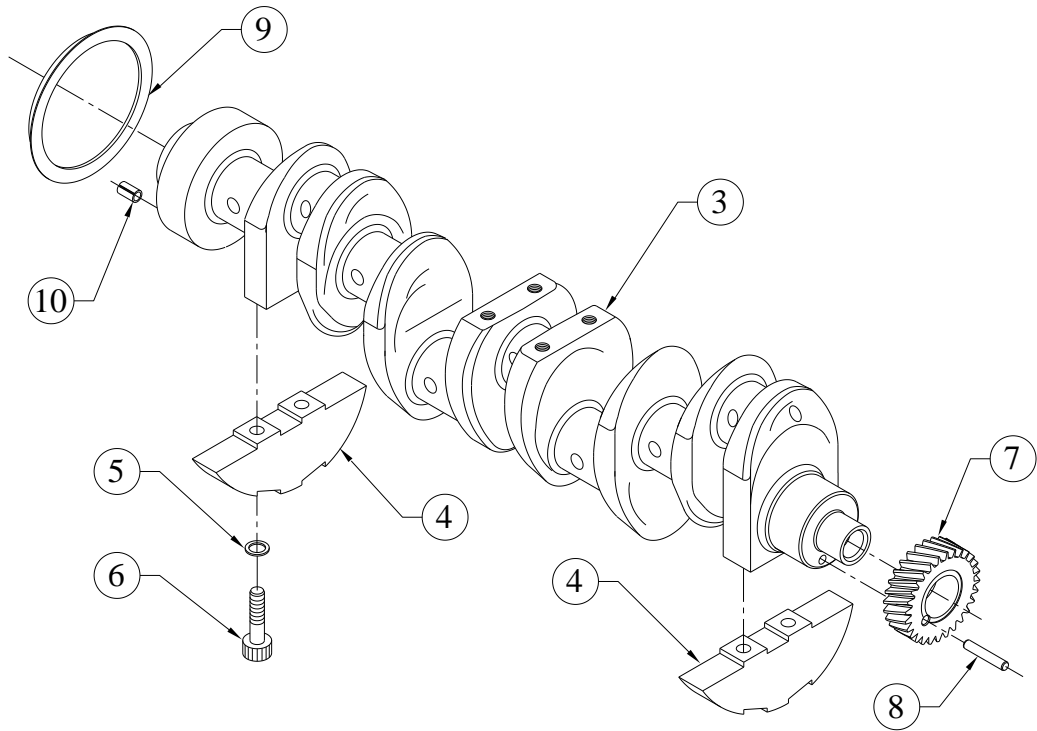
GROUP: - 4H.181



SR.NO.	PART NO.	DESCRIPTION	QTY.	REMARKS
*1	4H.181.10.0.00	CRANKSHAFT ASSLY. WITH GEAR	1	CONSISTING OF SR. NO.- 2 & 7,8
*2	4H.181.20.0.00	CRANK SHAFT ASSEMBLY.	1	CONSISTING OF SR. NO.- 3 TO 6 NOT SUPPLIED LOOSE
3	4H.181.02.0.00	CRANKSHAFT (SINGLE OIL HOLE) (F)	1	NOT SUPPLIED LOOSE
4	04.005.11.0.00	BALANCE WT.	4	NOT SUPPLIED LOOSE
5	02.005.04.0.00	HARD WASHER (13 I.D X 21O.D X 1.5 TH)	8	
6	04.005.12.0.00	SOCKET HEAD BOLT - M12X1.75X60 -10.9	8	
7	4H.002.01.0.00	CRANK SHAFT GEAR (FINISH/)	1	NOT SUPPLIED LOOSE
8	50.401.08.060.	DOWEL PIN 8X60	1	

TITLE: - CRANKSHAFT (66 DIA PIN)

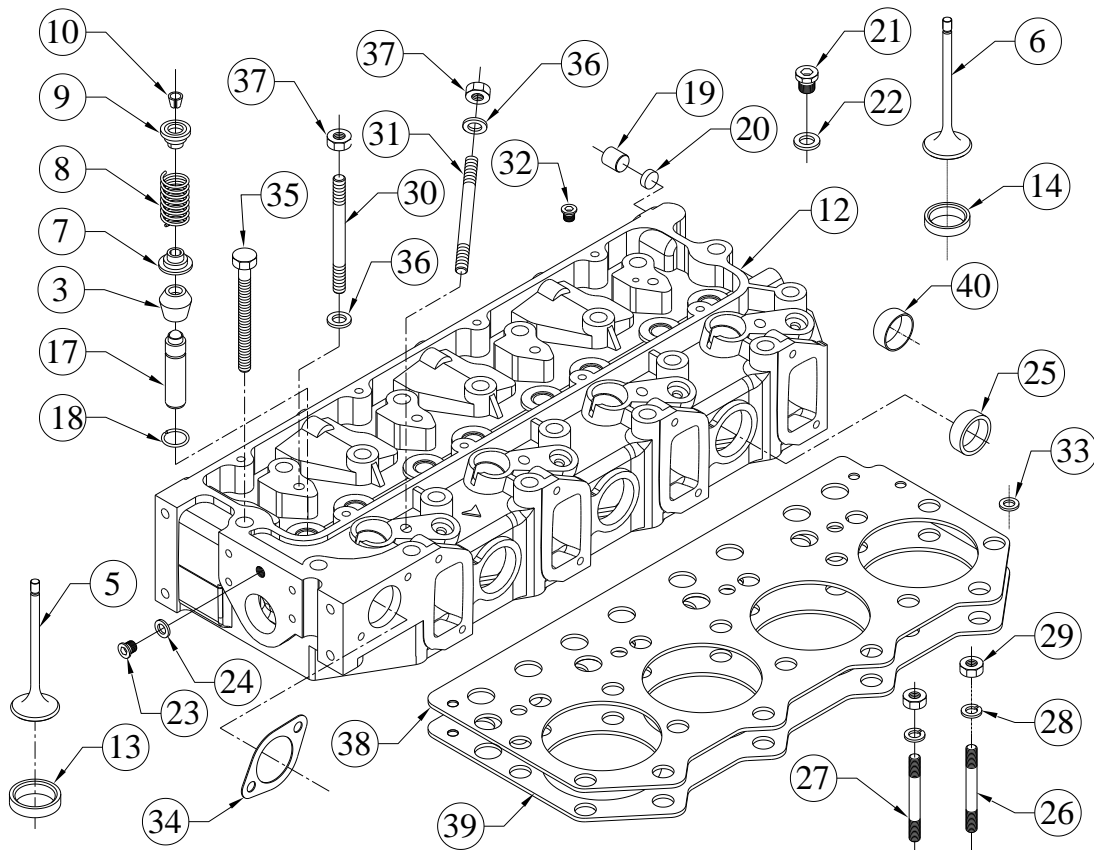
GROUP: - 4H.181



SR.NO.	PART NO.	DESCRIPTION	QTY.	REMARKS
9	P2.020.09.0.00	DEFLECTOR FOR OIL SEAL	1	NOT SUPPLIED LOOSE
10	50.540.11.025.	SPRING DOWEL PIN	1	

TITLE: - CYLINDER HEAD ASSEMBLY

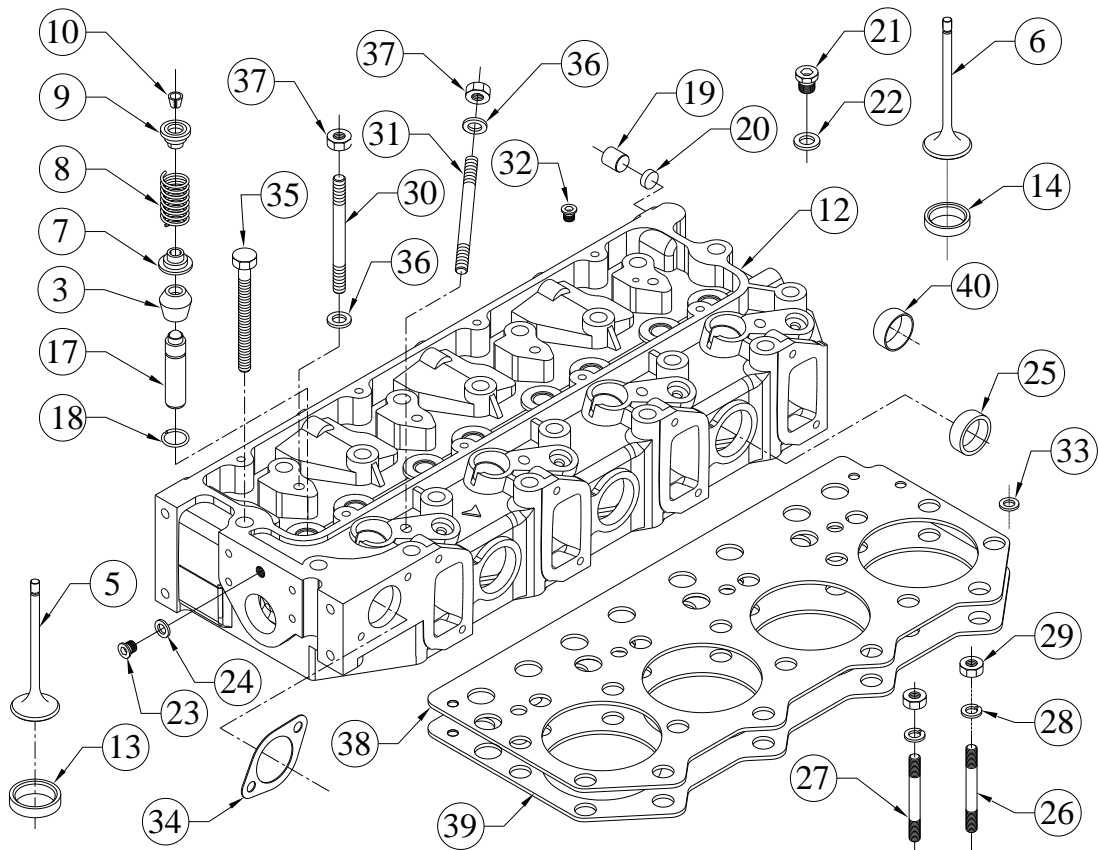
GROUP: - 4H.1726



SR.NO.	PART NO.	DESCRIPTION	QTY.	REMARKS
*1	4H.1432.30.0.00	CYLINDER HEAD ASSLY COMPLETE.	1	CONSISTING OF SR. NO. 2 & 30 TO 33
*2	4H.1432.20.0.00	CYL.HEAD ASSLY WITH VALVES & SPRINGS	1	CONSISTING OF SR. NO. 3 TO 11 & 26 TO 29
3	06.631.02.0.00	VALVE SEAL	8	
*4	4H.1432.41.0.00	INLET & EXHAUST VALVE PAIR	1	CONSISTING OF SR. NO. 5,6
5	4H.1432.04.0.00	INLET VALVE	4	
6	4H.1432.05.0.00	EXHAUST VALVE	4	
7	34.013.13.0.00	CUP FOR VALVE SPRING.	8	
8	02.022.13.0.00	VALVE SPRING	8	
9	02.022.11.0.00	VALVE CUP	8	
10	02.022.28.0.00	VALVE COLLET(3-GROOVE)	16	
*11	4H.007.110.0.00	CYLINDER HEAD (P TYPE INJECTOR) ASSEMBLY WITH VS INSERT & VG	1	CONSISTING OF SR. NO. 12 TO 15 & 19 TO 25

TITLE: - CYLINDER HEAD ASSEMBLY

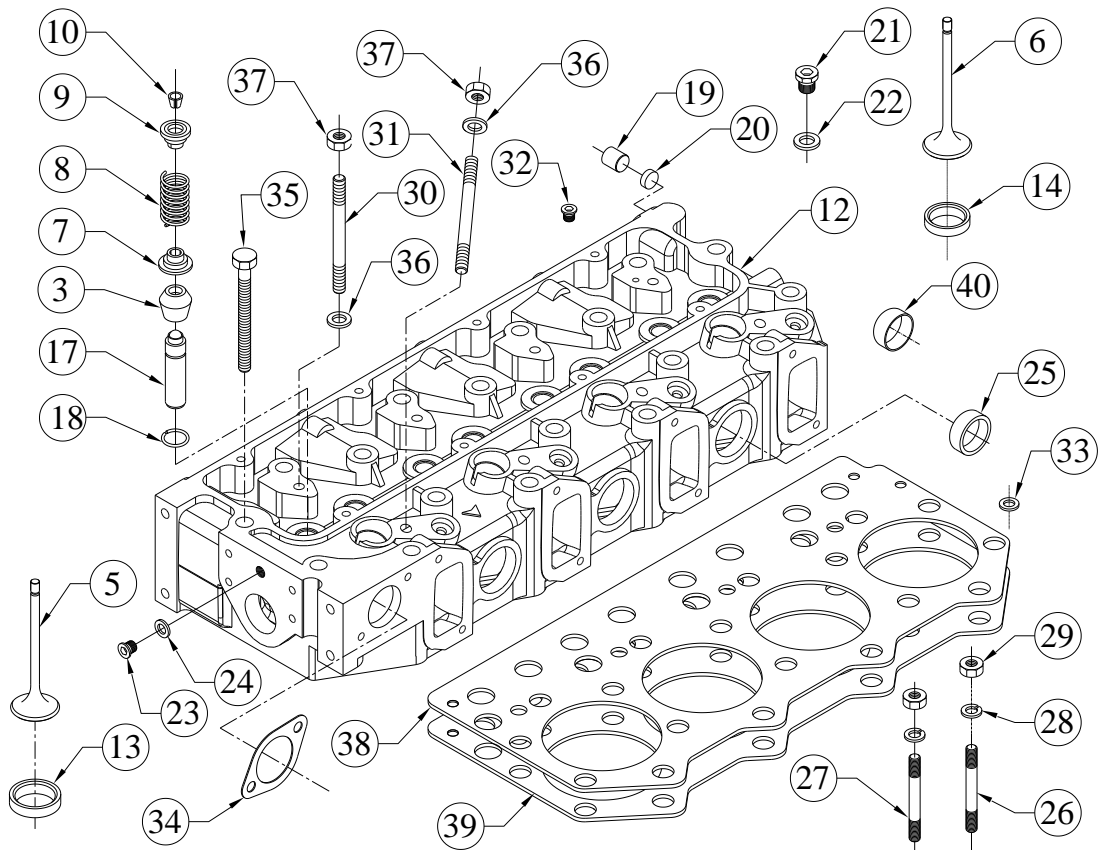
GROUP: - 4H.1726



SR.NO.	PART NO.	DESCRIPTION	QTY.	REMARKS
12	4H.007.48.0.00	CYLINDER HEAD (FINISH) WITH P TYPE INJECTOR (SINGLE JACKET)	1	
13	4H.1432.02.9.00	VALVE SEAT INSERT (INLET) SEMIFINISH	4	
14	4H.1432.03.9.00	VALVE SEAT INSERT (EXHAUST) SEMI-FINISH	4	
*15	4H.007.39.0.00	ASSEMBLY OF SEMIFINISH VALVE GUIDE & SNAP RING	8	CONSISTING OF SR. NO. 16
*16	4H.007.38.0.00	ASSEMBLY OF SEMIFINISH VALVE GUIDE & SNAP RING	1	CONSISTING OF SR. NO. 17,18
17	4H.007.02.9.00	VALVE GUIDE (SEMI-FINISH)	1	
18	02.022.18.0.00	WIRE SNAP RING	1	
19	34.003.07.0.00	CRANK SHAFT PLUG - ALUMINIUM	5	
20	34.003.08.0.00	WASHER FOR ALU.PLUG.	5	
21	50.610.16.000.	CORE PLUG-HEXAGONAL SOCKET HEAD(DIN-908)	1	
22	50.508.16.000.	COPPER WASHER (18X22)	1	

TITLE: - CYLINDER HEAD ASSEMBLY

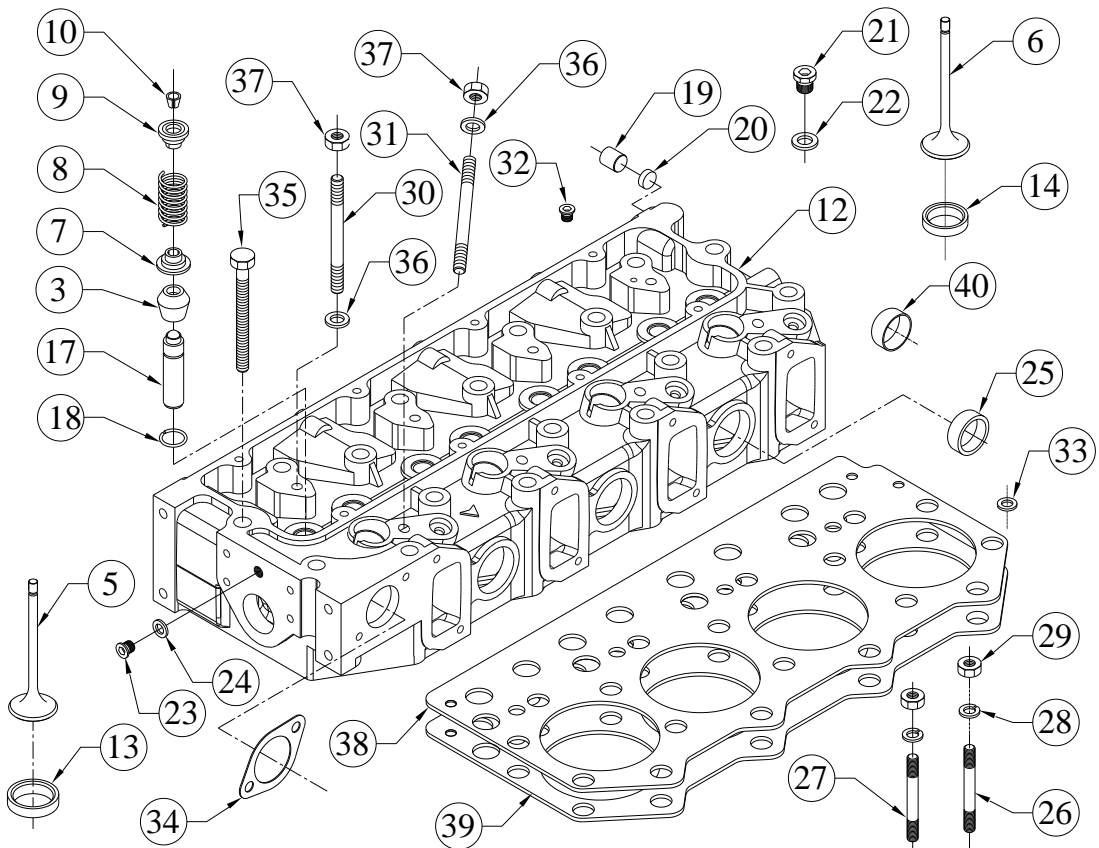
GROUP: - 4H.1726



SR.NO.	PART NO.	DESCRIPTION	QTY.	REMARKS
23	50.610.24.000.	CORE PLUG	3	
24	50.508.29.000.	COPPER WASHER (26X32)	3	
25	F6.007.35.0.00	SEALING CAP	3	
26	50.010.08.120.	STUD - M8X1.25X120 - 8.8	5	
27	50.010.08.065.	STUD - M8 X1.25 X 65 MM - 8.8 GRADE	3	
28	50.505.08.000.	SPRING WASHER - M8	8	
29	50.006.08.000.	NUT- M8X1.25 - GR.8	8	
30	50.010.10.075.	STUD - M10X1.5X75 - 8.8	4	
31	50.010.10.050.	STUD - M10X1.5X50 - 8.8	4	
32	4H.007.26.0.00	CORE PLUG(FOR CYL.HEAD)	1	
33	50.508.09.000.	COPPER WASHER (12X16)	1	
34	4H.022.11.0.00	JOINT FOR WATER OUTLET MANIFOLD	1	
35	4H.007.07.0.00	BOLT FOR CYLINDER HEAD.	18	
36	02.022.06.0.00	WASHER	8	
37	50.006.10.000.	NUT - M10X1.5 - GR.8	8	
38	4H.007.24.0.00	GASKET FOR CYL. HEAD (THICKNESS 1.22)	1	

TITLE: - CYLINDER HEAD ASSEMBLY

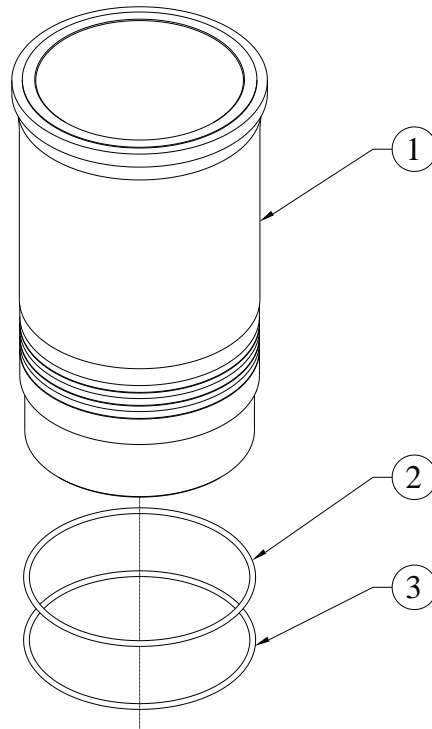
GROUP: - 4H.1726



SR.NO.	PART NO.	DESCRIPTION	QTY.	REMARKS
39	4H.007.11.0.00	GASKET (FOR CYLINDER HEAD)1.10 THK.	1	
40	F6.001.58.0.00	SEALING CAP.(40 DIN 443)	2	

TITLE: -CYLINDER LINER. (105 DIA)

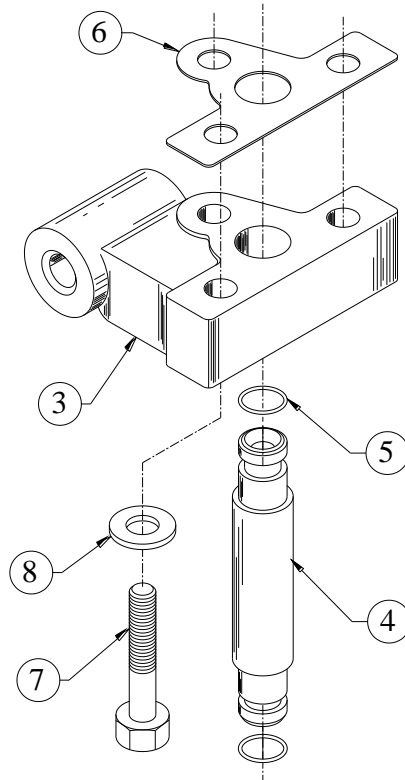
GROUP: - 2H.008



SR.NO.	PART NO.	DESCRIPTION	QTY.	REMARKS
1	2H.008.01.0.00	CYLINDER LINER (105mm DIA.)A-GROUP	1	
2	2H.008.07.0.00	O RING (FOR CYL.LINER)	2	
3	2H.008.11.0.00	O RING FOR CYLINDER LINER (VITON MATERIAL)	1	

TITLE:- DELIVERY BODY

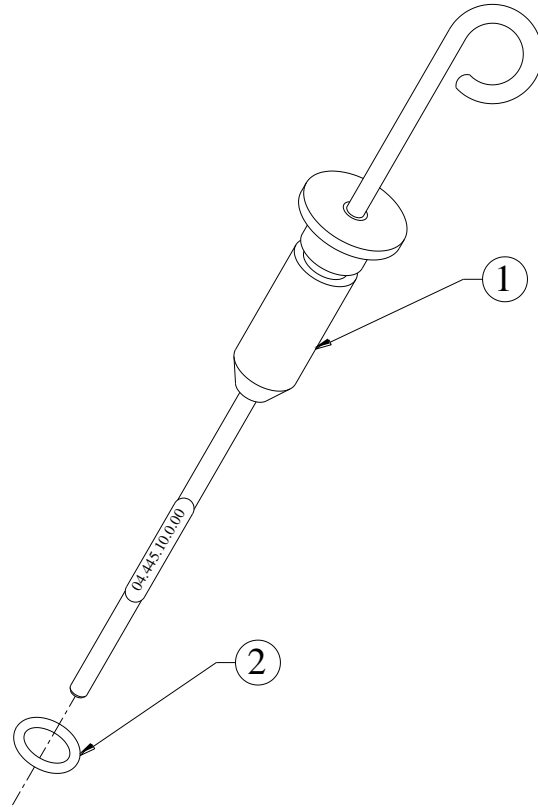
GROUP:- 2H.013...EXP



SR.NO.	PART NO.	DESCRIPTION	QTY.	REMARKS
*1	2H.013.20.0.00	DELIVERY BODY AND JOINT (NON ASBESTOS)	1	CONSISTING OF SR. NO. 2 & 6
*2	2H.013.10.0.00	DELIVERY BODY ASSEMBLY	1	CONSISTING OF SR. NO. 3 TO 5
3	2H.013.01.0.00	DELIVERY BODY (FINISH)	1	
4	2H.014.01.0.00	DELIVERY TUBE	1	
5	2H.014.02.0.00	O RING(FOR DELIVERY TUBE)	2	
6	2H.013.11.0.00	JOINT FOR DELIVERY BODY	1	
7	50.002.08.045.	SET BOLT - M8X1.25X45 - 8.8	3	
8	50.506.08.000.	PLAIN MACHINED WASHER - M8	3	

TITLE :- DIPSTICK (PRESSED SUMP)

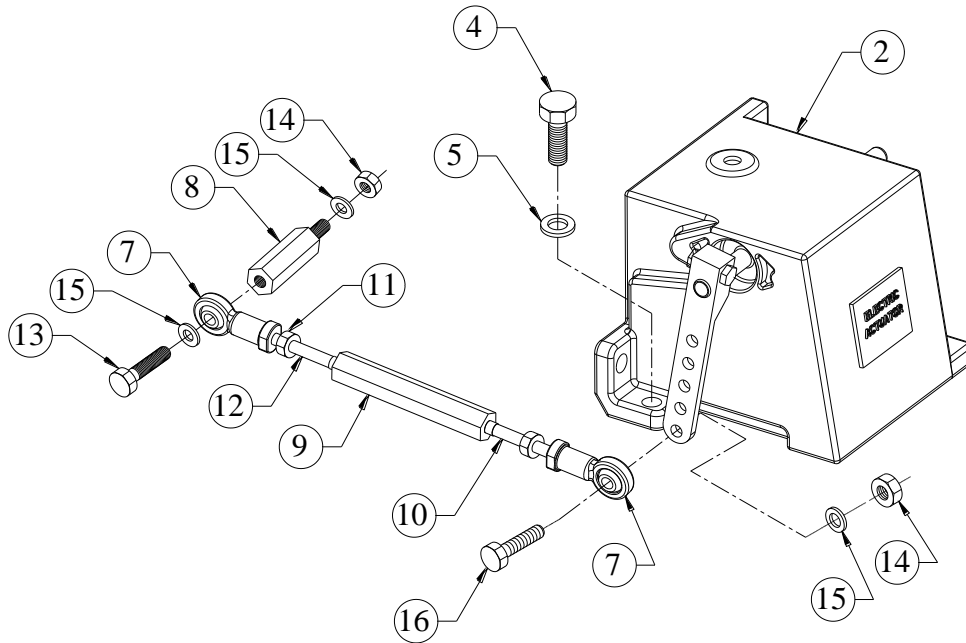
GROUP :- 04.445



SR.NO.	PART NO.	DESCRIPTION	QTY.	REMARKS
1	04.445.10.0.00	DIPSTICK ASSLY (PRESSED SUMP210-170X25-38	1	
2	03.036.01.0.00	O RING - DIPSTICK (2X5, 21515 OR 21511)	1	

TITLE: - ELECTRONIC GOVERNOR SET (ACTUATOR-ADC225 D1S-12V & CARD-ESD 5119) & LINKAGE ASSLY. FOR F.F. APPLN.

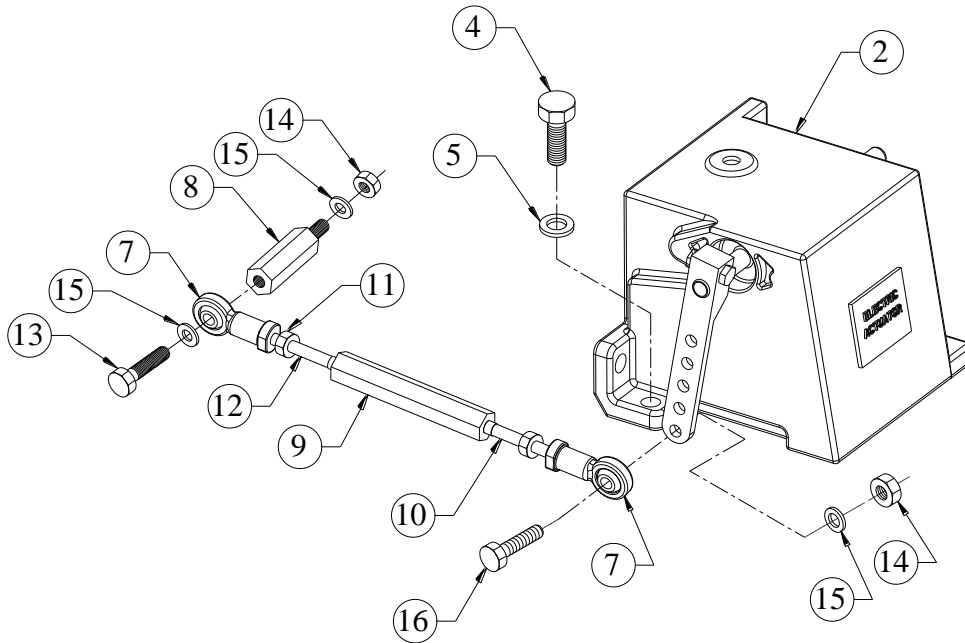
GROUP: - 4H.1475.1



SR.NO.	PART NO.	DESCRIPTION	QTY.	REMARKS
*1	4H.1475.10.0.00	ELECTRONIC GOVERNOR SET(ACTUATOR-ADC225 D1S-12V & CARD-ESD 5119) FOR F.F. APPLN.	1	CONSISTING OF SR. NO. 2 TO 5
2	4H.1475.03.0.00	ACTUATOR(ADC225 D1S-12V) FOR FIRE FIGHTING APPLN.	1	
*3	4H.1475.04.0.00	GOVERNOR CARD(ESD 5160) FOR FIRE FIGHTING APPLN.	1	NOT ILLUSTRATED
4	50.003.08.025.	SET SCREW - M8X1.25X25 - 8.8	2	
5	50.506.08.000.	PLAIN MACHINED WASHER - M8	2	
*6	F6.483.20.0.00	LINKAGE ASSLY FOR ELECTRONIC GOVERNOR	1	CONSISTING OF SR. NO. 7 TO 15
7	29.224.28.0.00	R.E.BEARING M6 RH THREADS	2	
8	F6.483.03.0.00	ADAPTOR (M6 X 1)	1	
9	F6.483.04.0.00	SPACER FOR LINK (M6 X1 LH - M6X1 RH)	1	
10	F6.483.05.0.00	LINK (M6X1)	1	

TITLE: - ELECTRONIC GOVERNOR SET (ACTUATOR-ADC225 D1S-12V & CARD-ESD 5119) & LINKAGE ASSLY. FOR F.F. APPLN.

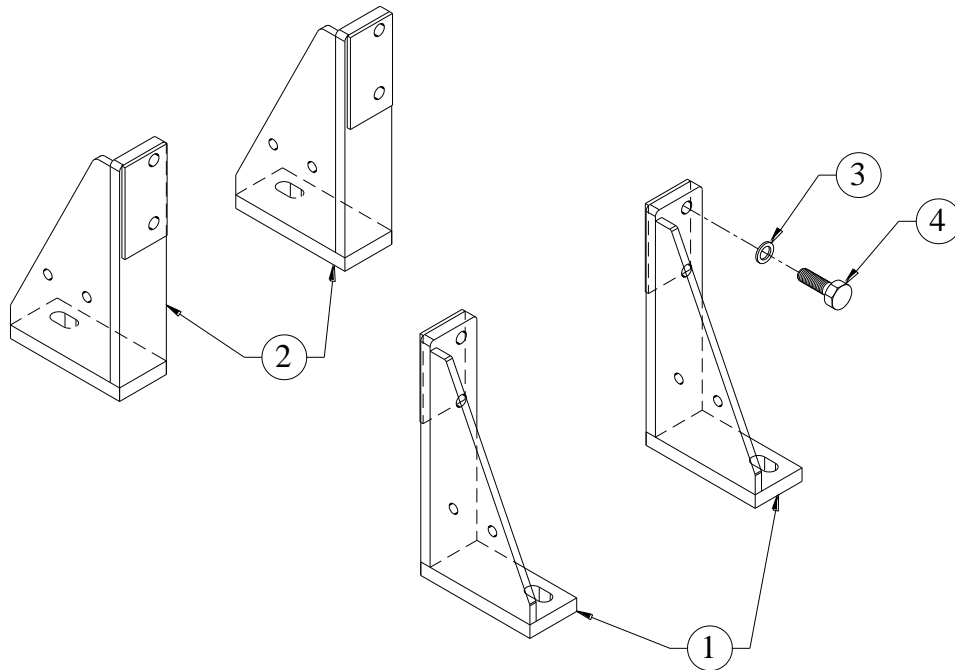
GROUP: - 4H.1475.1



SR.NO.	PART NO.	DESCRIPTION	QTY.	REMARKS
11	4H.472.03.0.00	NUT M6 X 1 LH THREADS	1	
12	F6.483.06.0.00	LINK (M6X1 LH - M6X1 RH)	1	
13	50.003.06.020.	SET SCREW - M6X1X20 - 8.8	1	
14	50.006.06.000.	NUT - M6X1 - GR.8.8	4	
15	50.506.06.000.	PLAIN MACHINED WASHER - M6	4	
16	50.003.06.025.	SET SCREW - M6X1X25 - 8.8	1	

**TITLE: - ENGINE MOUNTING FOOT 285 CRS
FOR KBL**

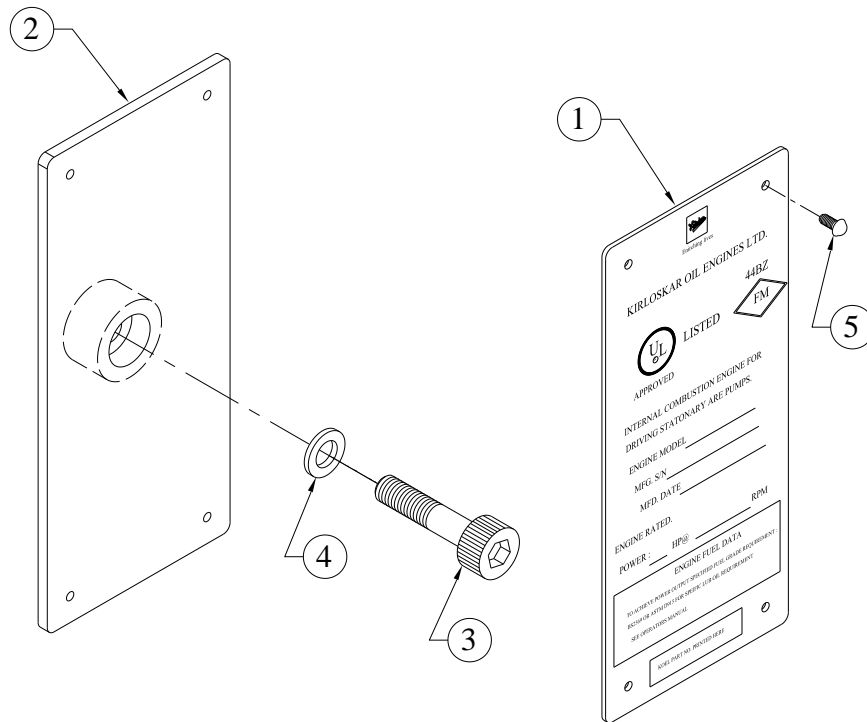
GROUP: - 4H.1223.2



SR.NO.	PART NO.	DESCRIPTION	QTY.	REMARKS
1	4H.1223.05.0.00	ENGINE MTG. FOOT (FIP SIDE)	2	
2	4H.1223.06.0.00	ENGINE MTG. FOOT (STARTER SIDE)	2	
3	02.005.04.0.00	HARD WASHER (13 I.D X 21O.D X 1.5 TH)	8	
4	50.003.12.035.	SET SCREW - M12X1.75X35 - 8.8	8	

TITLE: - ENGINE NAME PLATE WITH FUEL DATA

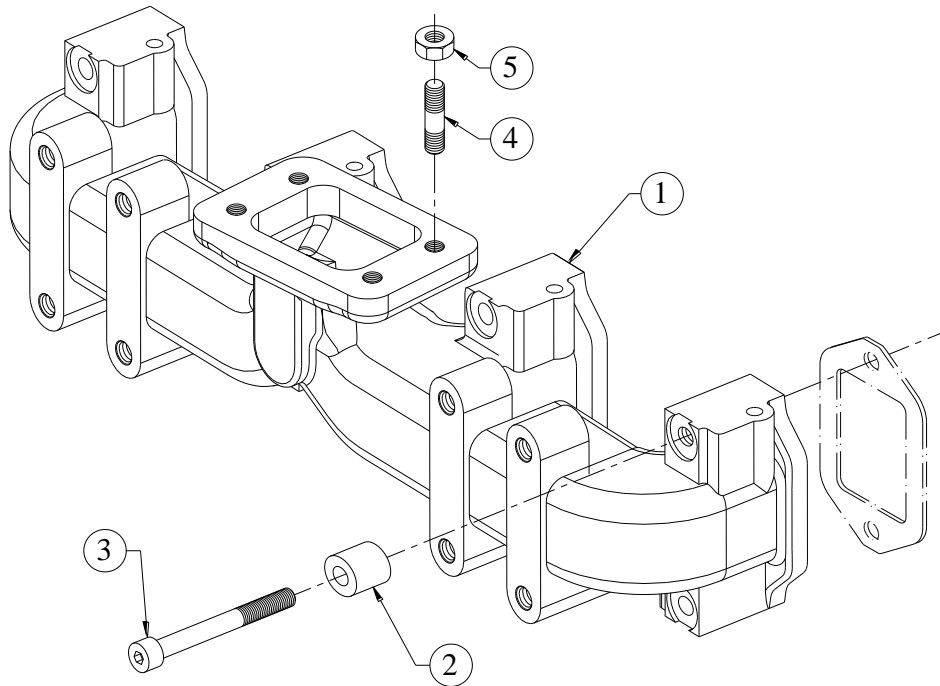
GROUP: - 4H.1440



SR.NO.	PART NO.	DESCRIPTION	QTY.	REMARKS
1	4H.1440.01.0.00	NAME PLATE FOR ENGINE WITH FUEL DATA (FM/UL)	1	
2	4H.1440.02.0.00	BRACKET FOR NAME PLATE	1	
3	50.076.10.020.	ALLEN SCREW	1	
4	50.506.08.000.	PLAIN MACHINED WASHER - M8	1	
5	10.046.02.0.00	P K DRIVE SCREW 1/8"X3/8" (RIVET)	4	

TITLE: - EXHAUST MANIFOLD
(S/F JCBT- VIBROMAX)

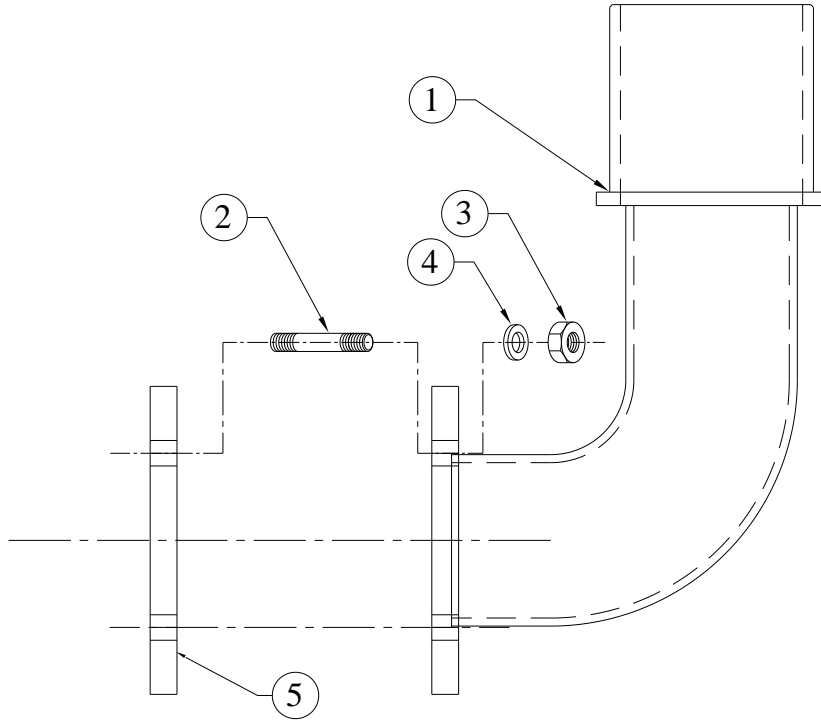
GROUP: - 4H.343.1



SR.NO.	PART NO.	DESCRIPTION	QTY.	REMARKS
1	4H.343.03.0.00	EXHAUST MANIFOLD (CENTRAL OPENING) (FOR JCB T PROJECT)	1	
2	4H.107.02.0.00	SPACER (FOR EXT.MANIFOLD)	8	
3	50.011.08.060.	SOCKET HEAD CAP BOLT M8X60 LONG	8	
4	50.010.08.022.	STUD - M8X1.25X22 - 8.8	4	
5	50.080.08.000.	STAINLESS STEEL NUT	4	

TITLE: - EXHAUST OUTLET

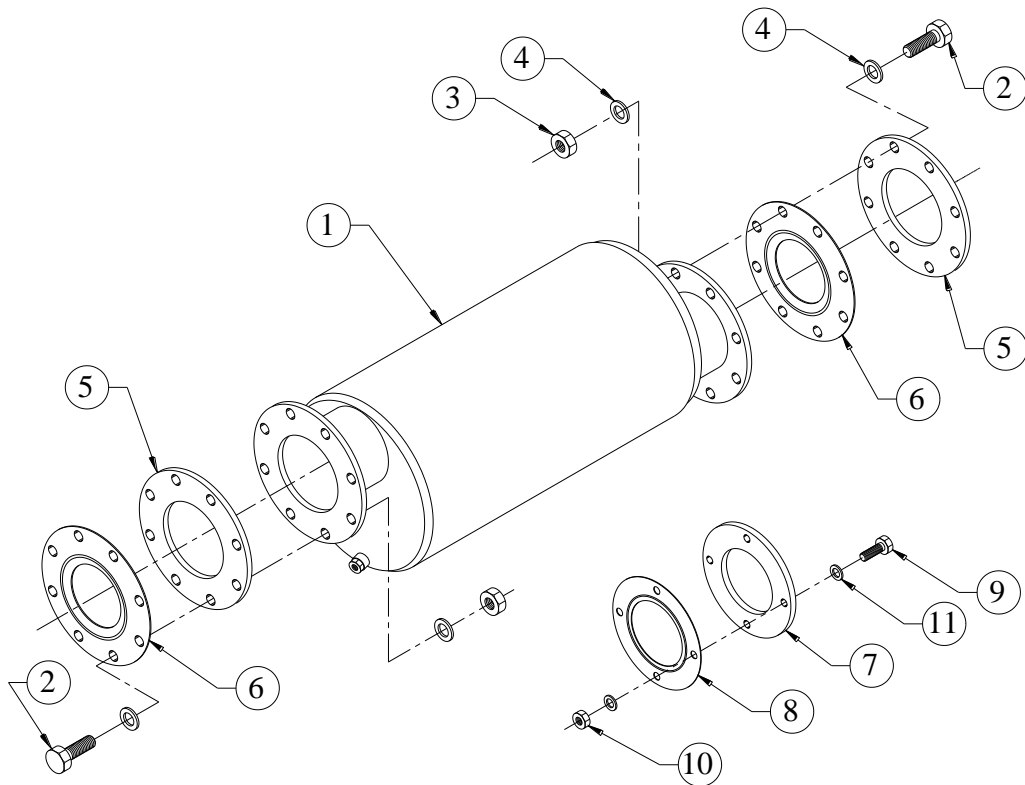
GROUP: - 4H.1341.3



SR.NO.	PART NO.	DESCRIPTION	QTY.	REMARKS
1	4H.1341.03.0.00	EXHAUST BEND (FOR FIRE FIGHTING APPLICATION)	1	
2	F6.377.11.0.00	STUD M8 (COPPER COATED)	4	
3	50.080.08.000	NUT (SS) - M8x1.25	4	
4	50.506.08.000	PLAIN MACHINED WASHER - M8	4	
5	6H.026.02.0.00	SS JOINT FOR TURBO OUTLET	1	

**TITLE: - EXHAUST SILENCER (4') FOR
4R1040TA FIRE FIGHTING ENGINES**

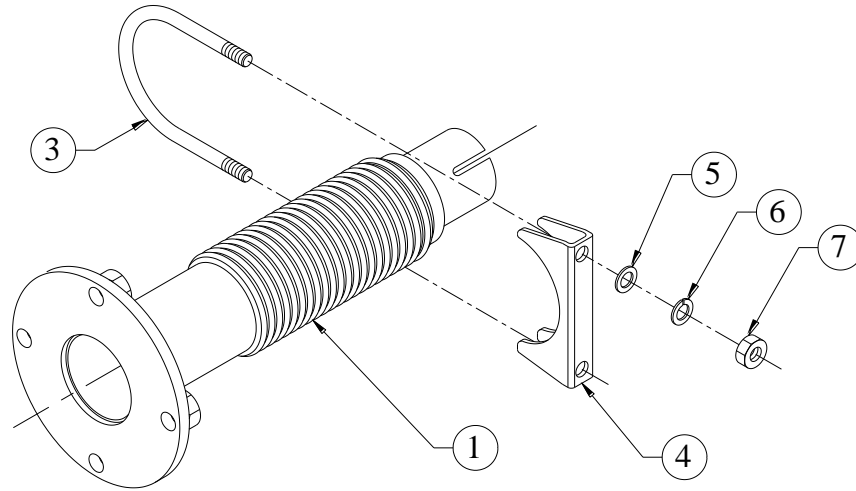
GROUP: - 4H.1443



SR.NO.	PART NO.	DESCRIPTION	QTY.	REMARKS
1	4H.1443.01.0.00	EXHAUST SILENCER(4", INDUSTRIAL TYPE) FOR 4R1040TA ENGINES FOR FIRE FIGHTING APPLICATION	1	
2	50.003.20.040.	SET SCREW - M20X2.5X40 - 8.8	16	
3	50.006.20.000.	NUT - M20X2.5 - GR.8	16	
4	50.506.20.000.	PLAIN MACHINED WASHER - M20	32	
5	4H.1443.03.0.PR	FLANGE(4" I.D. & 219 MM PCD) AT SILENCER SIDE	2	
6	F6.768.02.0.00	JOINT FOR EXHAUST SILENCER	2	
7	4H.1443.04.0.PR	FLANGE(4" I.D. & 148 MM PCD) AT BELLOW SIDE	1	
8	4H.445.08.0.00	JOINT FOR EXHAUST SILENCER WITH (174 OD) S/F UN SHANTI	1	
9	50.003.10.035.	SET SCREW - M10X1.5X35 - 8.8	4	
10	50.006.10.000.	NUT - M10X1.5 - GR.8.8	4	
11	50.506.10.000.	PLAIN MACHINED WASHER - M10	8	

TITLE: - EXPANSION BELLOW (3")

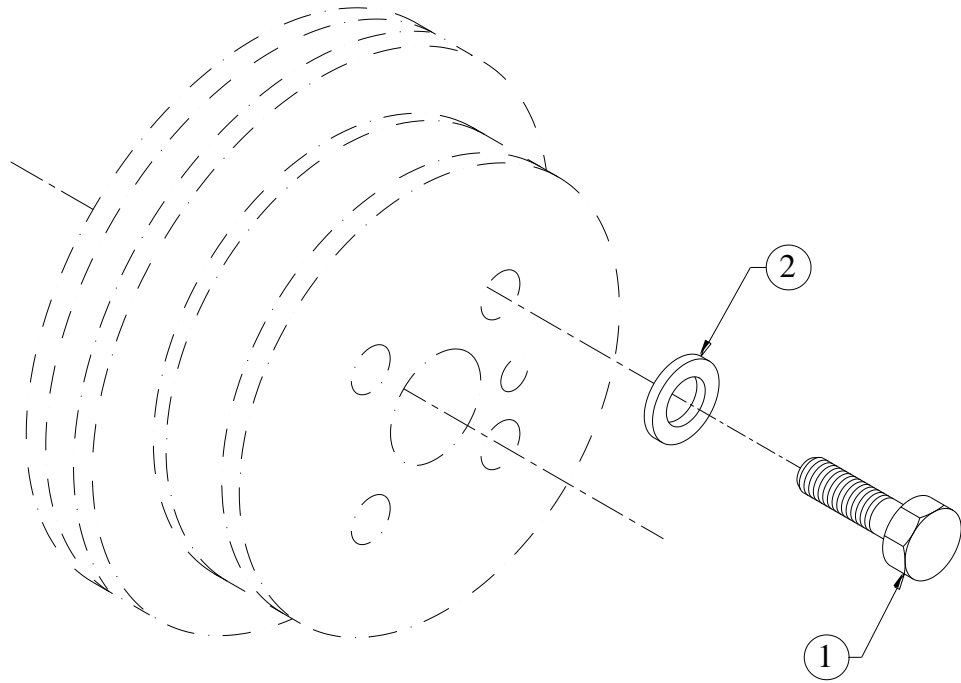
GROUP: - 4H.1341.1



SR.NO.	PART NO.	DESCRIPTION	QTY.	REMARKS
1	4H.973.10.0.00	EXPANSION BELLOW ASSEMBLY FOR 36 KVA SILENT SET	1	
*2	06.089.20.0.00	ASSEMBLY OF U CLAMP (S/F SILENCER)	1	CONSISTING OF SR. NO 4 TO 7
3	06.089.02.0.00	U CLAMP	1	NOT SUPPLIED LOOSE
4	06.089.03.0.00	CLAMPING PLATE	1	NOT SUPPLIED LOOSE
5	50.506.10.000.	PLAIN MACHINED WASHER - M10	2	
6	50.505.10.000.	SPRING WASHER - M10	2	
7	50.006.10.000.	NUT - M10X1.5 - GR.8.8	2	

**TITLE: - FASTENER FOR WATER PUMP
PULLEY MOUNTING (FOR HE
COOLED FOR F.F. APPLICATION)**

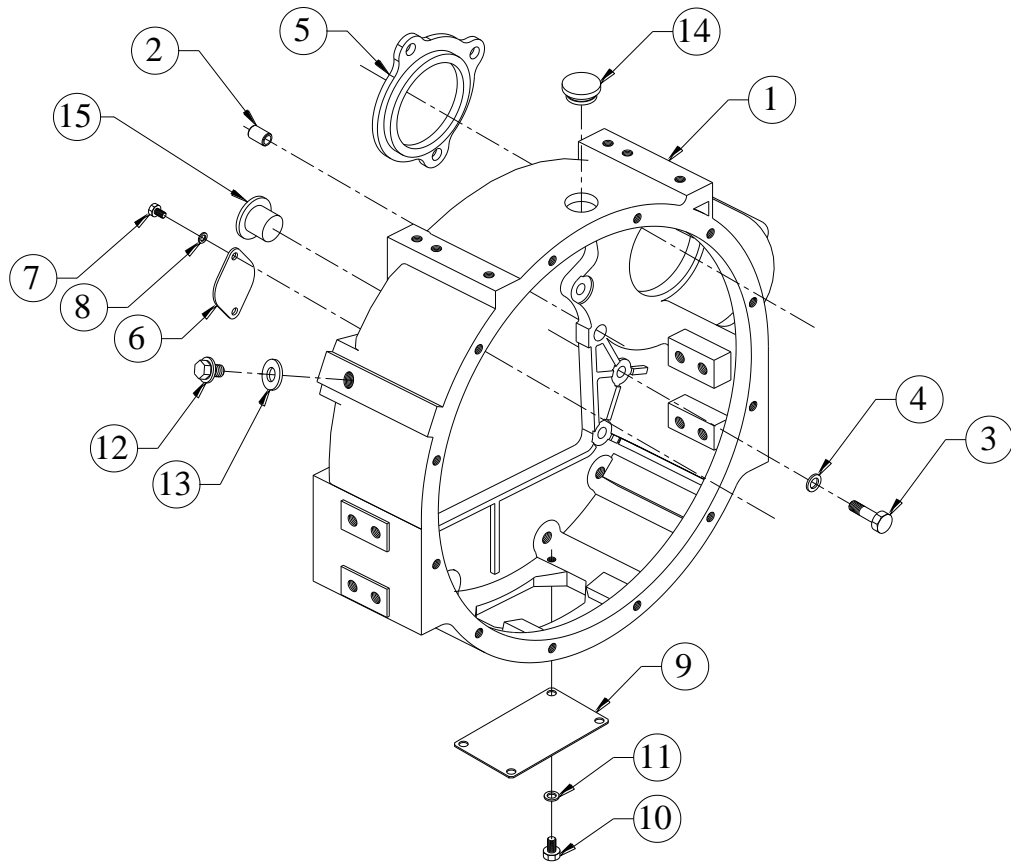
GROUP: - 6H.104.1



SR.NO.	PART NO.	DESCRIPTION	QTY.	REMARKS
1	50.003.08.020.	SET SCREW - M8X1.25X20 - 8.8	4	
2	50.506.08.000.	PLAIN MACHINED WASHER - M8	4	

TITLE: - FLYWHEEL HOUSING (SAE3-144.5)

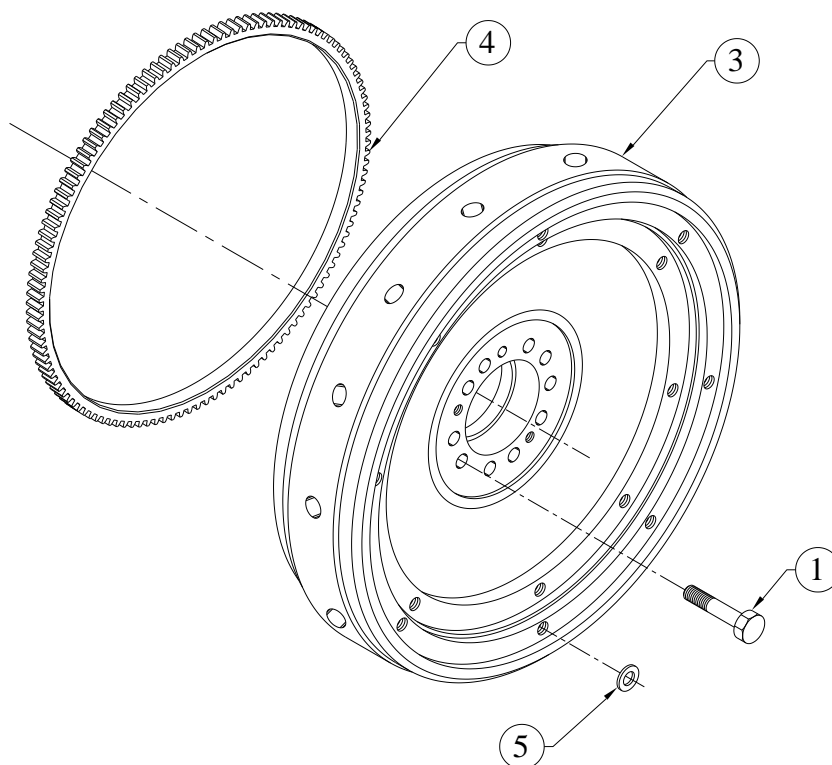
GROUP: - 4H.038



SR.NO.	PART NO.	DESCRIPTION	QTY.	REMARKS
1	4H.038.01.0.00	FLYWHEEL HOUSING (SAE3 -144.5)	1	
2	4H.001.13.0.00	HOLLOW DOWEL (16 DIA)	2	
3	50.052.10.030.	SET BOLT-M10X30-10.9	10	
4	02.024.09.0.00	WASHER	10	
5	4H.038.02.0.00	FLANGE FOR STARTER.	1	
6	4H.038.04.0.00	BLANKING PLATE (FOR FLYWHEEL HOUSING)	1	
7	50.003.06.012	SET SCREW - M6X1X12 - 8.8	2	
8	50.506.06.000	PLAIN MACHINED WASHER - M6	2	
9	03.086.02.0.00	COVER FOR FLY WHEEL HSG	1	
10	50.003.08.016	SET SCREW - M8X1.25X16 - 8.8	4	
11	50.506.08.000	PLAIN MACHINED WASHER - M8	4	
12	50.602.16.000	CORE PLUG 16X1.5	1	
13	50.508.15.000	COPPER WASHER (17X23)	1	
14	F6.016.12.0.00	RUBBER CAP.	1	
15	4H.038.05.0.00	SHIPPING PLUG	1	

TITLE: - FLYWHEEL(C-110 PTO & SP-111 PTO)

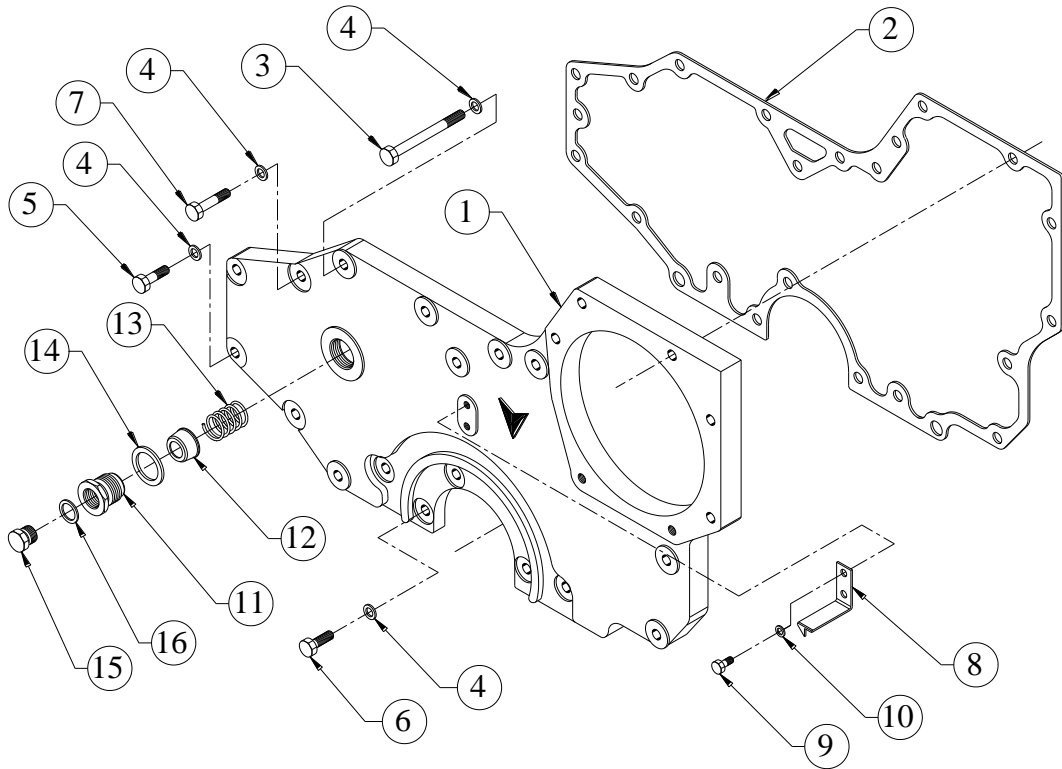
GROUP: - 04.039



SR.NO.	PART NO.	DESCRIPTION	QTY.	REMARKS
1	03.050.02.0.00	FLYWHEEL BOLT (M10X50)	10	
*2	04.039.10.0.00	FLYWHEEL ASSLY	1	CONSISTING OF SR.NO. 3,4
3	04.039.01.0.00	FLYWHEEL (C-110 PTO & SP-111 PTO)	1	
4	03.035.02.0.00	STARTER RING 121 TEETH, 3.175 MODULE	1	
5	50.505.10.0.00.	SPRING WASHER - M10	8	

TITLE: -FRONT COVER FOR PG APPLICATION

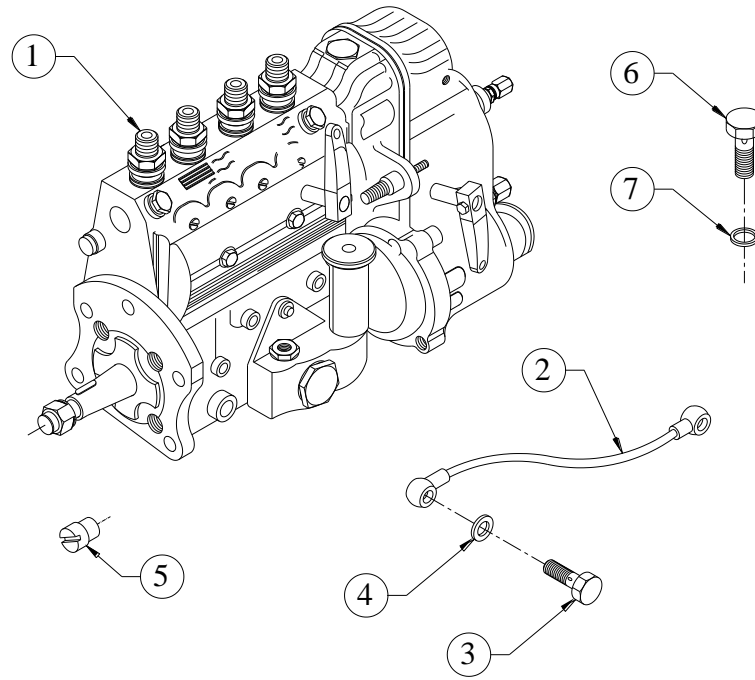
GROUP: - 4H.179...EXP



SR.NO.	PART NO.	DESCRIPTION	QTY.	REMARKS
1	4H.179.02.0.00	FRONT COVER (WITH WITHOUT HYD. PUMP)	1	
2	2H.037.11.0.00	JOINT FOR FRONT COVER	1	
3	50.002.08.100.	SET BOLT - M8X1.25X100 - 8.8	4	
4	50.506.08.000.	PLAIN MACHINED WASHER - M8	20	
5	50.002.08.030.	SET BOLT - M8X1.25X30 - 8.8	5	
6	50.003.08.025.	SET SCREW - M8X1.25X25 - 8.8	5	
7	50.002.08.035.	SET BOLT - M8X1.25X35 - 8.8	3	
8	2H.037.06.0.00	TIMING POINTER	1	
9	50.003.06.012.	SET SCREW - M6X1X12 - 8.8	2	
10	50.506.06.000.	PLAIN MACHINED WASHER - M6	2	
11	03.117.04.0.00	ADAPTOR (FOR TD UNIT)	1	
12	03.014.07.0.00	CUP FOR SPRING	1	
13	03.014.06.0.00	SPRING FOR CUP	1	
14	50.508.27.000.	COPPER WASHER (24X29)	1	
15	34.001.11.0.00	DRAIN PLUG (F)	1	
16	50.508.16.000.	COPPER WASHER (18X22)	1	

TITLE: -FUEL PUMP 4R1040TA (SPP)

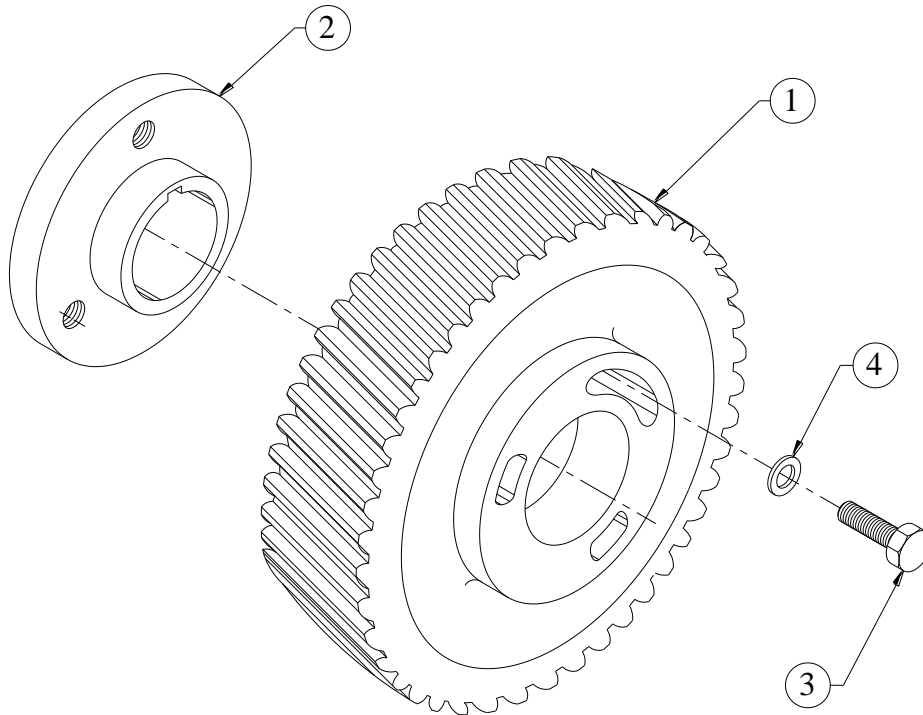
GROUP: - 4H.1549



SR.NO.	PART NO.	DESCRIPTION	QTY.	REMARKS
1	4H.1549.10.0.00	M I PUMP FOR 4 CYLINDER 4R1040 TA SPP APPLICATION (REF. MOTORPAL PART NO.: PP4 MI0 P1IN14208 W/O EGR SENSOR)	1	
2	F6.353.05.0.00	FLEXIBLE CONNECTION (CRANKCASE TO PUMP)	1	
3	50.504.02.000.	BANJO BOLT - M10X1.5	1	
4	50.508.08.000.	COPPER WASHER (10X16)	2	
5	F6.353.09.0.00	CLAMPING NUT FOR MOTORPAL PUMP	1	
6	50.504.04.000.	BANJO BOLT - M14X1.5	2	
7	50.508.11.000.	COPPER WASHER (14X18)	4	

TITLE: - FUEL PUMP GEAR ASSLY

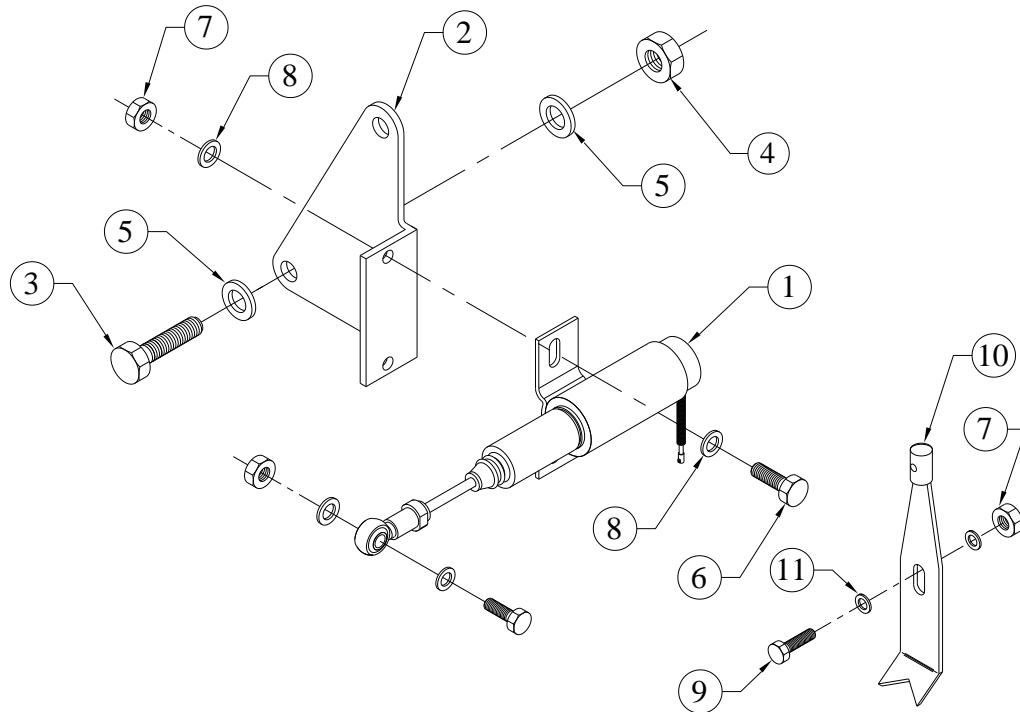
GROUP :- 6H.652



SR.NO.	PART NO.	DESCRIPTION	QTY.	REMARKS
1	6H.652.01.0.00	FIP GEAR (FOR MOTORPAL PUMP AND ROTARY PUMP)	1	
2	6H.652.02.0.00	HUB (FOR MOTORPAL FIP FITMENT)	1	
3	50.003.08.025.	SET SCREW - M8X1.25X25 - 8.8	3	
4	34.017.05.0.00	WASHER FOR FUEL PUMP GEAR.	3	

TITLE: - FUEL STOP SOLENOID (ELECTRAL CONTROL MAKE, INDIGENIOUS, ENERGIZE TO STOP TYPE, 12VDC) WITH SUITABLE LINKAGE & HARDWARE FOR FIRE FIGHTING APPLICATION

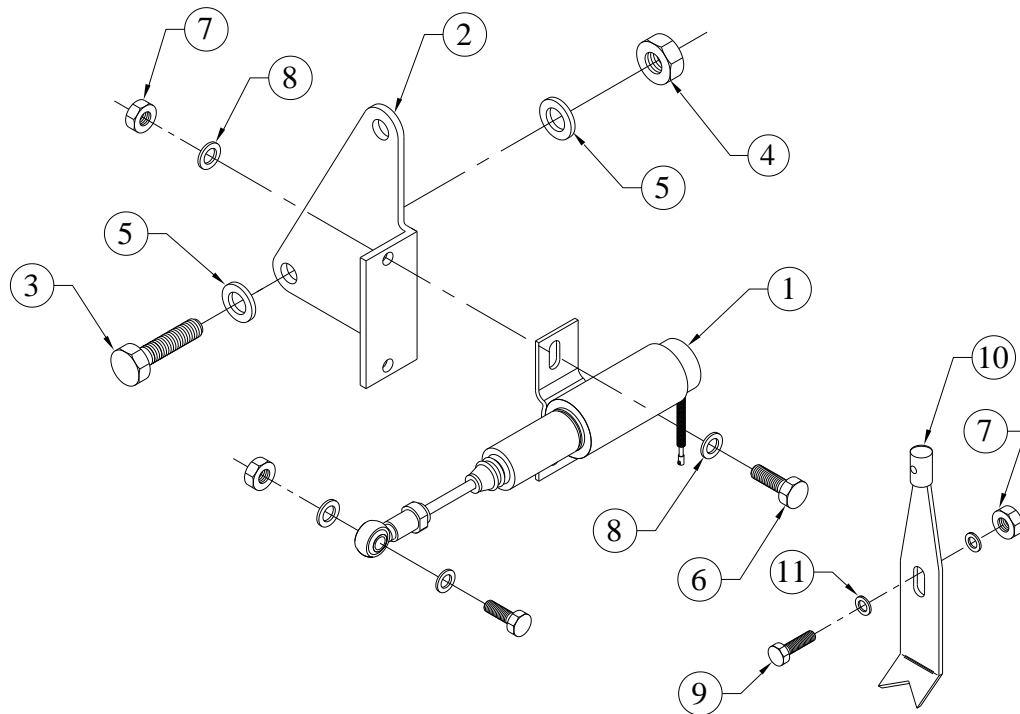
GROUP: - 4H.1357.3



SR.NO.	PART NO.	DESCRIPTION	QTY.	REMARKS
1	4H.1357.05.0.00	FUEL STOP SOLENOID ASSEMBLY S/F 4RTA & 6RTA ENGINE (ELECTRAL CONTROL MAKE,INDIGENIOUS, ENERGIZE TO STOP TYPE, 12VDC) WITH SUITABLE LINKAGE & HARDWARE	1	
2	4H.1357.08.0.00	BRACKET FOR STOP SOLENOID MTG.	1	
3	50.003.08.025.	SET SCREW - M8X1.25X25 - 8.8	2	
4	50.006.08.000.	NUT- M8X1.25 - GR.8.8	2	
5	50.506.08.000.	PLAIN MACHINED WASHER - M8	4	
6	50.003.06.020.	SET SCREW - M6X1X20 - 8.8	2	
7	50.006.06.000.	NUT - M6X1 - GR.8.8	3	
8	50.506.06.000.	PLAIN MACHINED WASHER - M6	6	
9	50.003.06.030.	SET SCREW - M6X1X30 - 8.8	1	
10	02.118.01.0.00	LEVER FOR ENGINE STOPPING	1	

TITLE: - FUEL STOP SOLENOID (ELECTRAL CONTROL MAKE, INDIGENIOUS, ENERGIZE TO STOP TYPE, 12VDC) WITH SUITABLE LINKAGE & HARDWARE FOR FIRE FIGHTING APPLICATION

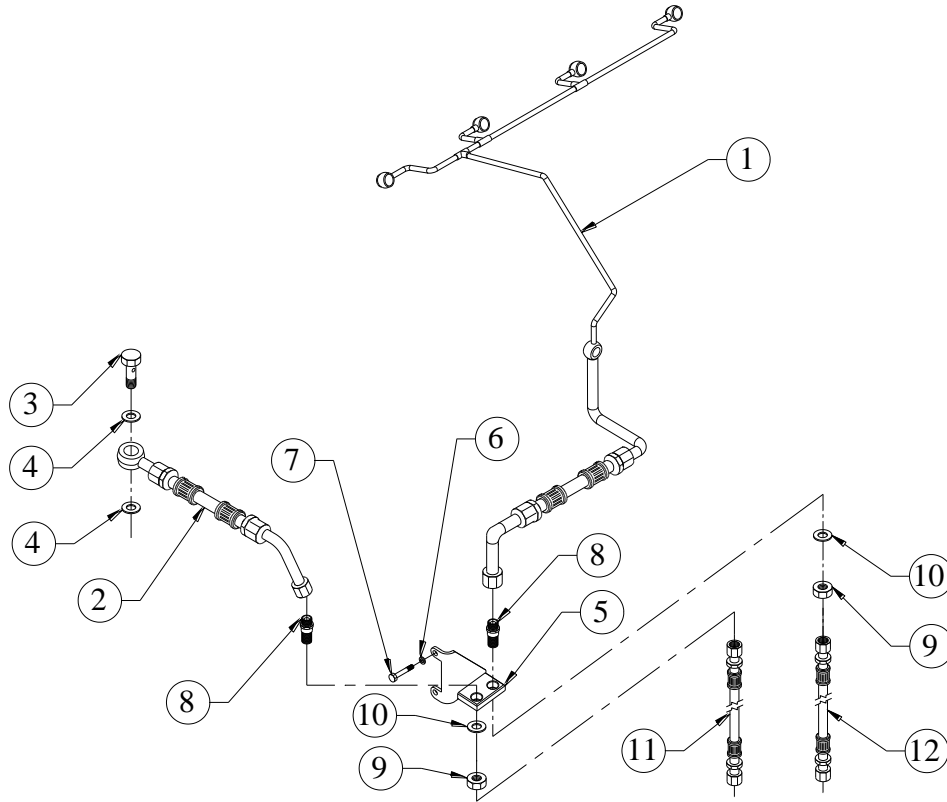
GROUP: - 4H.1357.3



SR.NO.	PART NO.	DESCRIPTION	QTY.	REMARKS
11	03.023.02.0.00	SPL. PLAIN WASHER - M6	2	

TITLE: - FUEL SUPPLY AND RETURN ASSLY.

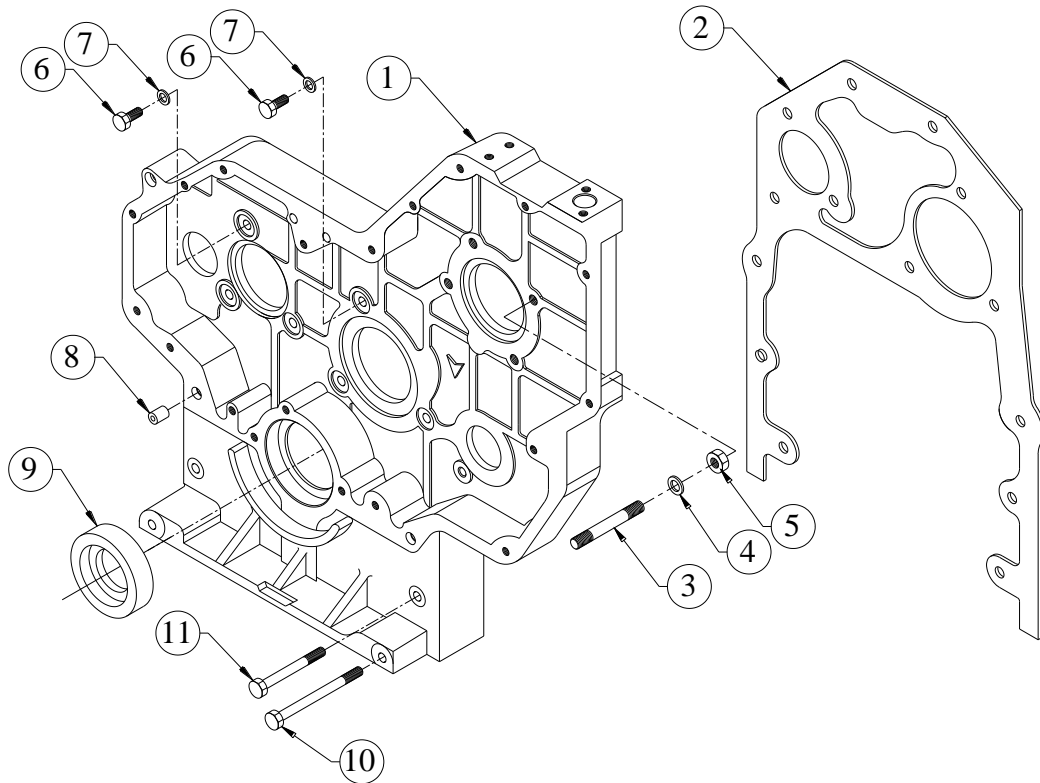
GROUP: - 4H.1375.1



SR.NO.	PART NO.	DESCRIPTION	QTY.	REMARKS
1	4H.1374.12.0.PR	LEAK OFF PIPE ASSEMBLY FOR FIRE FIGHTING ENGINES	1	
2	4H.1374.06.0.00	FUEL SUPPLY PIPE (FROM SUPPLY BLOCK TO FUEL PUMP)	1	
3	03.027.04.0.00	BANJO BOLT	2	
4	4H.010.93.0.00	MICO COPPER WASHER FOR LEAK OFF PIPE (MICO NO. 2 916 710 603)	4	
5	4H.1375.03.0.00	FUEL SUPPLY AND RETURN BLOCK	1	
6	50.506.08.000.	PLAIN MACHINED WASHER - M8	2	
7	50.002.08.050.	SET BOLT - M8X1.25X50 - 8.8	2	
8	F6.418.04.0.00	ADAPTOR FOR FUEL SUPPLY AND RETURN BLOCK	2	
9	50.007.16.000.	NUT - M16X1.5 - GR.8	2	
10	50.506.16.000.	PLAIN MACHINED WASHER - M16	2	
11	4H.1375.06.0.PR	EXTENSION PIPE FOR FUEL SUPPLY	1	
12	4H.1375.07.0.PR	EXTENSION PIPE FOR FUEL RETURN	1	

TITLE: - GEAR CASING (FOR FMUL ENGINE)

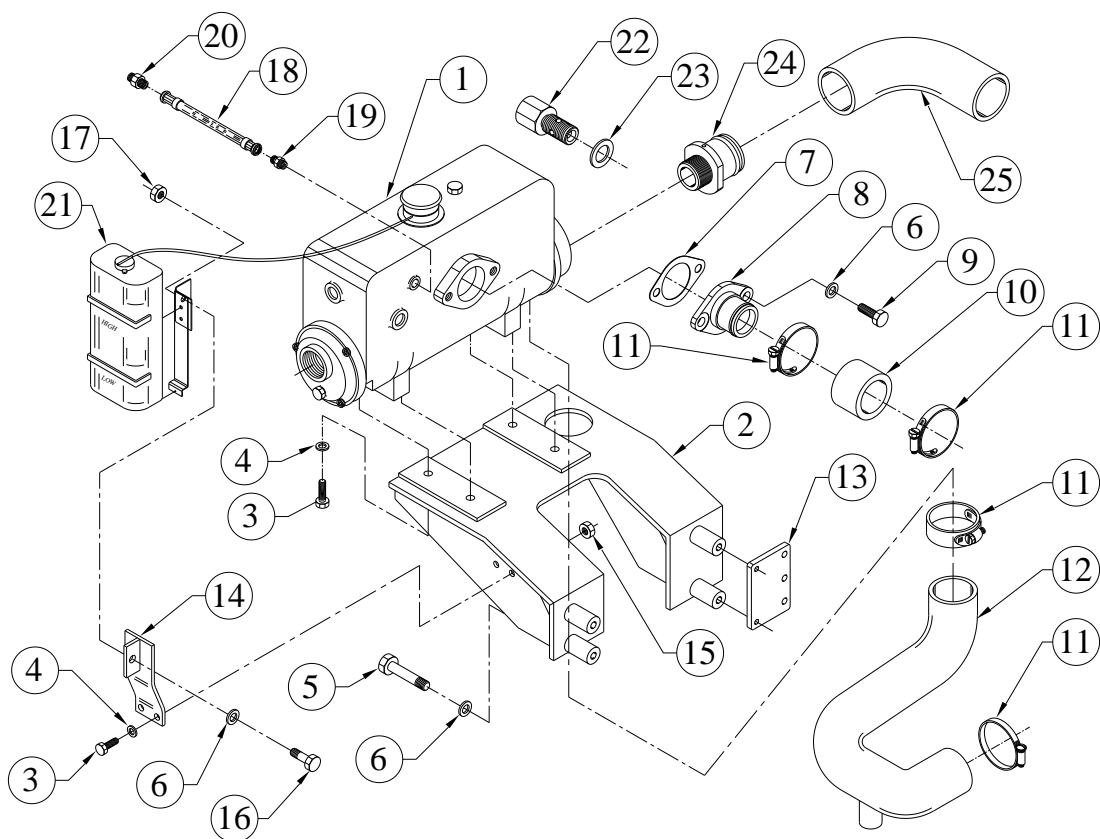
GROUP: - 4H.178.3



SR.NO.	PART NO.	DESCRIPTION	QTY.	REMARKS
1	4H.178.05.0.00	GEAR CASING (FOR FMUL ENGINE)	1	
2	2H.005.11.0.00	JOINT FOR GEAR COVER	1	
3	50.010.10.030	STUD - M10X1.5X30 - 8.8	4	
4	50.506.10.000.	PLAIN MACHINED WASHER - M10	4	
5	50.006.10.000	NUT - M10X1.5 - GR.8	4	
6	50.003.08.025	SET SCREW - M8X1.25X25 - 8.8	6	
7	50.506.08.000	PLAIN MACHINED WASHER - M8	10	
8	34.001.23.0.00	DOWEL FOR GEAR CASING	2	
9	03.013.06.0.00	OIL SEAL (65X85X13)(CR MAKE)	1	
10	50.002.08.110	SET BOLT - M8X1.25X110 - 8.8	2	
11	50.002.08.080	SET BOLT - M8X1.25X80 - 8.8	2	

TITLE: - HEAT EXCHANGER FOR 4R1040 F.F. ENGINES

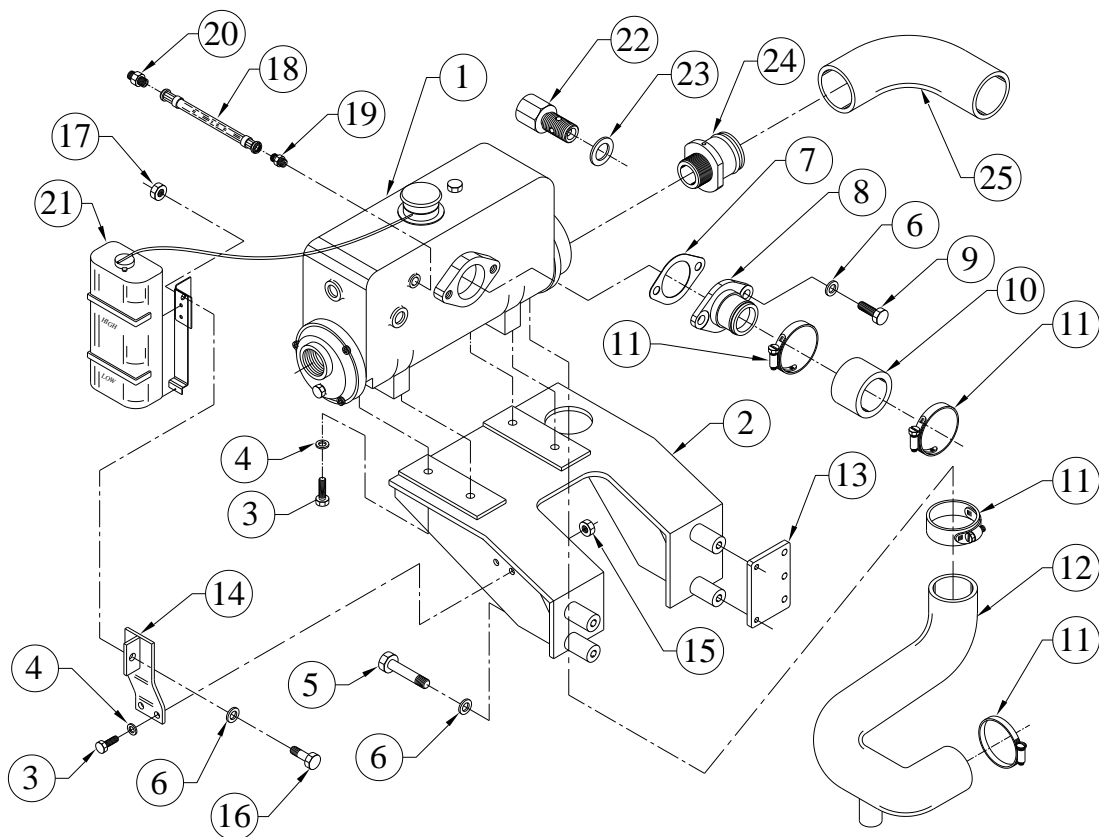
GROUP: - 4H.1343.5



SR.NO.	PART NO.	DESCRIPTION	QTY.	REMARKS
1	4H.1343.14.0.00	HEAT EXCHANGER (S/F FRESH WATER) FOR 4R1040 F.F. ENGINES	1	
2	4H.1343.05.0.00	BRACKET FOR HEAT EXCHANGER MNTG	1	
3	50.003.08.022	SET SCREW - M8X1.25X22 - 8.8	6	
4	50.506.08.000	PLAIN MACHINED WASHER - M8	6	
5	50.002.10.070	SET BOLT - M10X1.5X70 - 8.8	4	
6	50.506.10.000	PLAIN MACHINED WASHER - M10	8	
7	4H.1343.06.0.00	JOINT FOR H.E. ADAPTOR	1	
8	4H.1343.04.0.00	ADAPTOR (FOR HEAT EXCHANGER)	1	
9	50.003.10.020	SET SCREW - M10X1.5X20 - 8.8	2	
10	4H.1343.02.0.00	RUBBER HOSE (HEAT EXCHANGER TO THERMOSTAT)	1	
11	4H.1712.24.0.00	HOSE T-BOLT CLAMP (DIA. 55-65)	4	
12	4H.1343.03.0.00	HOSE (H. EXCHANGER TO W.PUMP)	1	
13	4H.1343.13.0.00	SPACER FOR HEAT EXCHANGER BRACKET	1	
14	4H.1343.12.0.00	MOUNTING BRACKET (FOR RECOVERY TANK)	1	

TITLE: - HEAT EXCHANGER FOR 4R1040 F.F. ENGINES

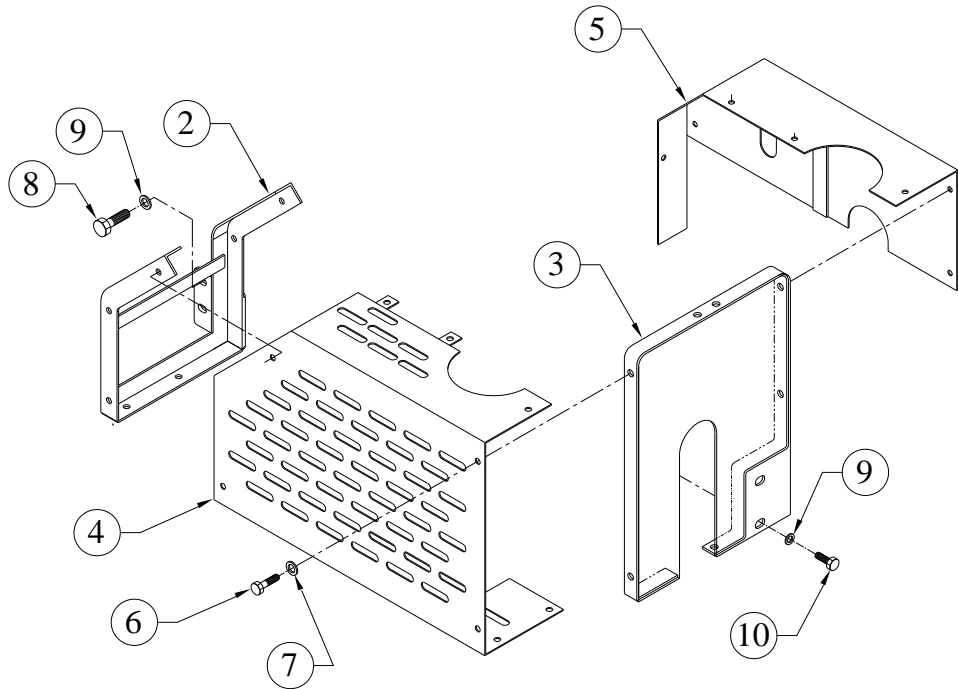
GROUP: - 4H.1343.5



SR.NO.	PART NO.	DESCRIPTION	QTY.	REMARKS
15	50.006.08.000.	NUT- M8X1.25 - GR.8.8	2	
16	50.002.10.025	SET BOLT - M10X1.5X25 - 8.8	1	
17	50.006.10.000.	NUT - M10X1.5 - GR.8.8	1	
18	F6.557.09.0.00	FLEXIBLE PIPE VENT.CONN.TO MAKEUP W.TANK	1	
19	F6.982.14.0.00	ADAPTOR FOR VENT PIPE (M14X1.5 TO 1/4")	1	
20	4H.486.01.0.00	ADAPTOR FOR FUEL INLET (BOTH END M14X1.5)	1	
21	4H.762.03.0.00	RECOVERY TANK WITH PIPE (FOR 2R TO 4R RADIATORS)	1	
22	4H.225.32.0.PR	ADAPTOR FOR RAW WATER TEMP. SWITCH	1	
23	50.508.12.000	COPPER WASHER (14X20)	1	
24	4H.1343.11.0.00	ADAPTOR ON H.E.	1	
25	F6.982.12.0.00	HOSE (BETWEEN CAC PIPE AND H.E.)	1	

**TITLE: - HEAT SHIELD MOUNTING FOR F.F
APPLN**

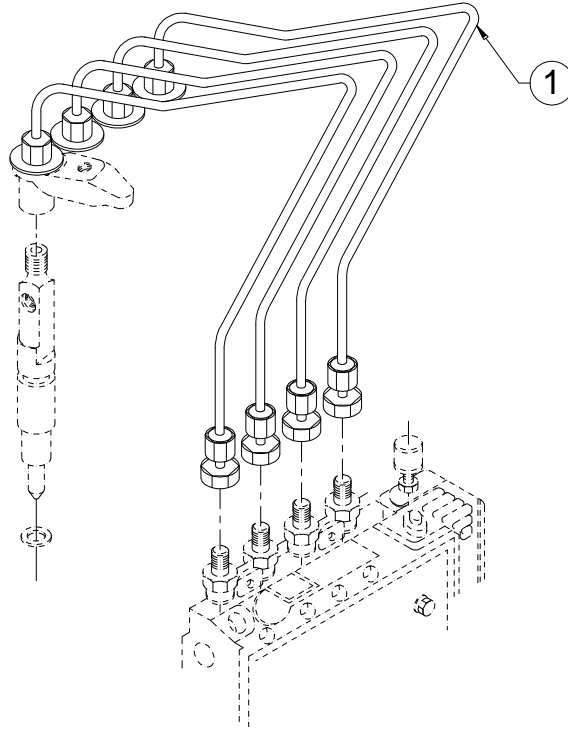
GROUP: - 4H.1383.1



SR.NO.	PART NO.	DESCRIPTION	QTY.	REMARKS
*1	4H.1383.10.0.00	HEAT SHIELD ASSLY FOR 4R1040TA F.F. APPLICATION	1	CONSISTING OF SR. NO. 2 TO 7
2	4H.1383.01.0.00	HEAT SHIELD MTG. FRAME (FLYWHEEL SIDE)	1	
3	4H.1383.02.0.00	HEAT SHIELD MTG. FRAME (GEAR END SIDE)	1	
4	4H.1383.03.0.00	HEAT SHIELD COVER (FRONT SIDE)	1	
5	4H.1383.04.0.00	HEAT SHIELD COVER (ROCKER COVER SIDE)	1	
6	50.003.08.016	SET SCREW - M8X1.25X16 - 8.8	16	
7	50.506.08.000	PLAIN MACHINED WASHER - M8	16	
8	50.002.10.035	SET BOLT - M10X1.5X35 - 8.8	2	
9	50.548.10.000	SPECIAL PLAIN WASHER - M10	4	
10	50.002.10.025	SET BOLT - M10X1.5X25 - 8.8	2	

TITLE: - HIGH PRESSURE PIPE (FOR SPP)

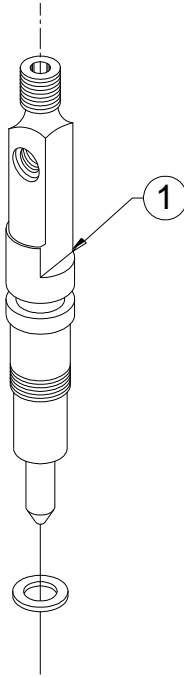
GROUP: - 4H.050.1



SR.NO.	PART NO.	DESCRIPTION	QTY.	REMARKS
1	4H.050.70.0.00	H.P.PIPE COMPLETE SET 700MM (1.8 - ST52) FOR SPP APPLICATION (Reference part number 4H.050.60.0.00)	1	

TITLE: INJECTOR & MOUNTING (SPP)

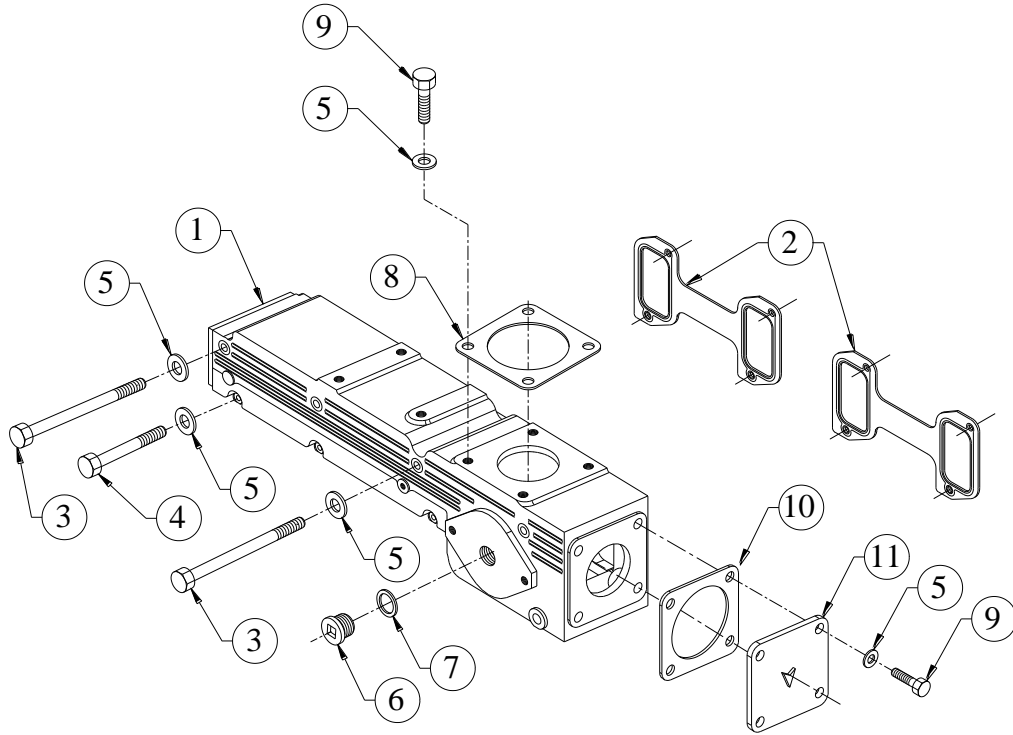
GROUP: - 4H.1529



SR.NO.	PART NO.	DESCRIPTION	QTY.	REMARKS
1	4H.1529.02.0.00	INJECTOR FOR 4K1080_125 KVA (MICO NO : E 080 1607 00)	1	

TITLE: - INLET MANIFOLD (TOP OPENING)

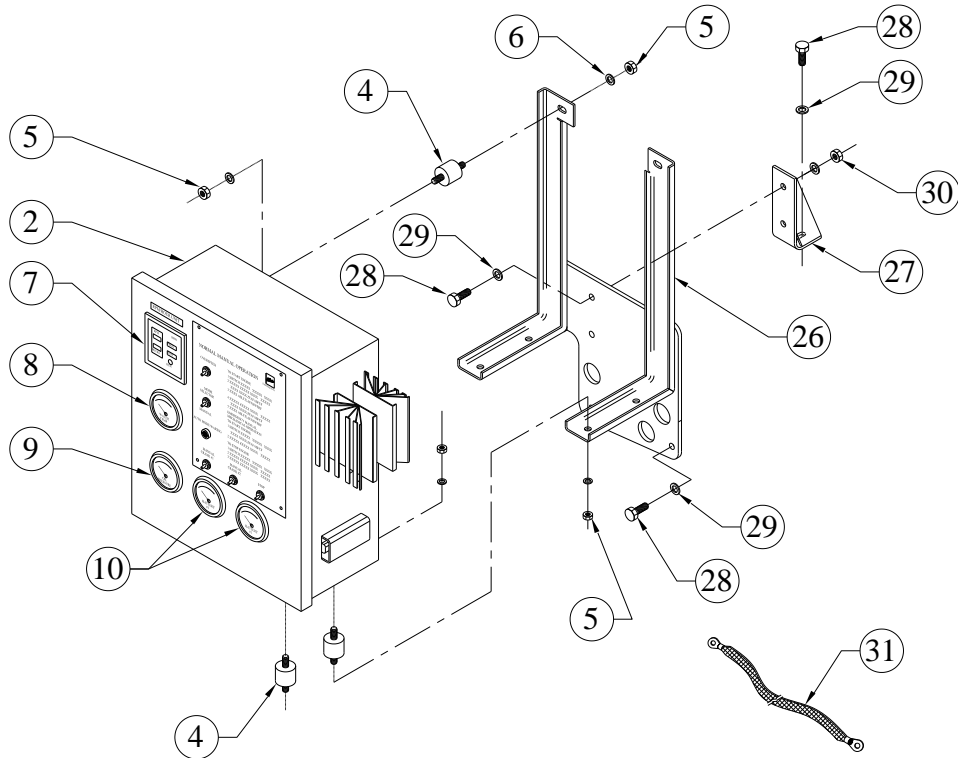
GROUP: - 4H.346...EXP



SR.NO.	PART NO.	DESCRIPTION	QTY.	REMARKS
1	4H.346.01.0.00	INLET MANIFOLD (TOP OPENING)	1	
2	4H.030.11.0.00	JOINT FOR AIR INLET MANIFOLD	2	
3	50.002.08.120.	SET BOLT - M8X1.25X120 - 8.8	3	
4	50.002.08.065.	SET BOLT - M8X1.25X65 - 8.8	1	
5	50.506.08.000.	PLAIN MACHINED WASHER - M8	12	
6	04.001.08.0.00	PRECOATED SCREW PLUG	1	
7	50.508.18.000.	COPPER WASHER (20X24)	1	
8	6H.030.05.0.00	JOINT (FOR AIR PIPE)	1	
9	50.003.08.030.	SET SCREW - M8X1.25X30 - 8.8	8	
10	4H.346.07.0.00	JOINT FOR PLATE 4H.346.06	1	
11	4H.346.06.0.00	BLANKING PLATE FOR INLET MANIFOLD	1	

TITLE: - INSTRUMENTAL PANEL (REVISED STANDARD,FM/UL TYPE) 12V FOR FIRE FIGHTING APPLICATION.

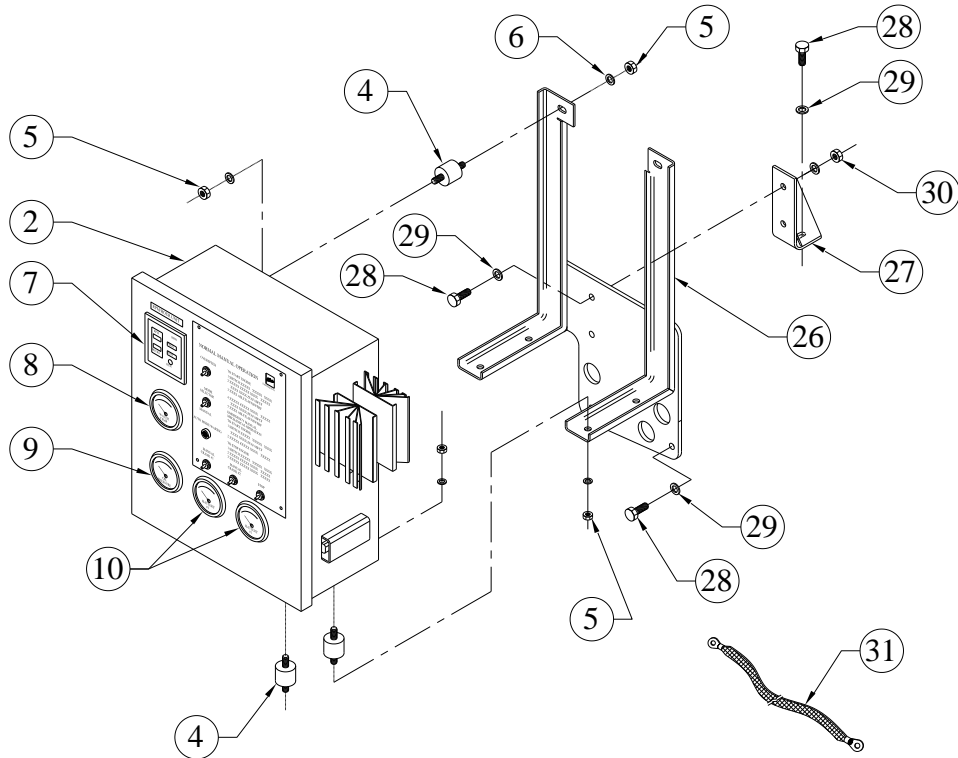
GROUP: - 4H.1364.2



SR.NO.	PART NO.	DESCRIPTION	QTY.	REMARKS
*1	4H.1364.30.0.PR	INSTRUMENTAL PANEL ASSEMBLY(REVISED SRTANDARD,FM/UL TYPE) 12V FOR FIRE FIGHTING APPLICATION	1	CONSISTING OF SR. NO. 2 TO 25
2	6H.1147.03.0.PR	CONTROL PANEL FABRICATED BOX WITH POWDERCOATING S/F FIRE FIGHTING(FM/UL) REVISED STANDARD	1	
*3	4H.1364.22.0.PR	CONTROL WIRING CIRCUIT DIAGRAM FOR FIREFIGHTING PANEL 12VDC(FM/UL) REVISED STANDARD	1	NOT ILLUSTRATED
4	3H.880.02.0.00	ANTI VIBRATION MOUNTING FOR CONTROL PANEL TS STANDARD MAKES (20 MM HEIGHT).	6	
5	50.006.08.000.	NUT- M8X1.25 - GR.8.8	14	
6	50.506.08.000.	PLAIN MACHINED WASHER - M8	14	

TITLE: - INSTRUMENTAL PANEL(REVISED STANDARD,FM/UL TYPE) 12V FOR FIRE FIGHTING APPLICATION.

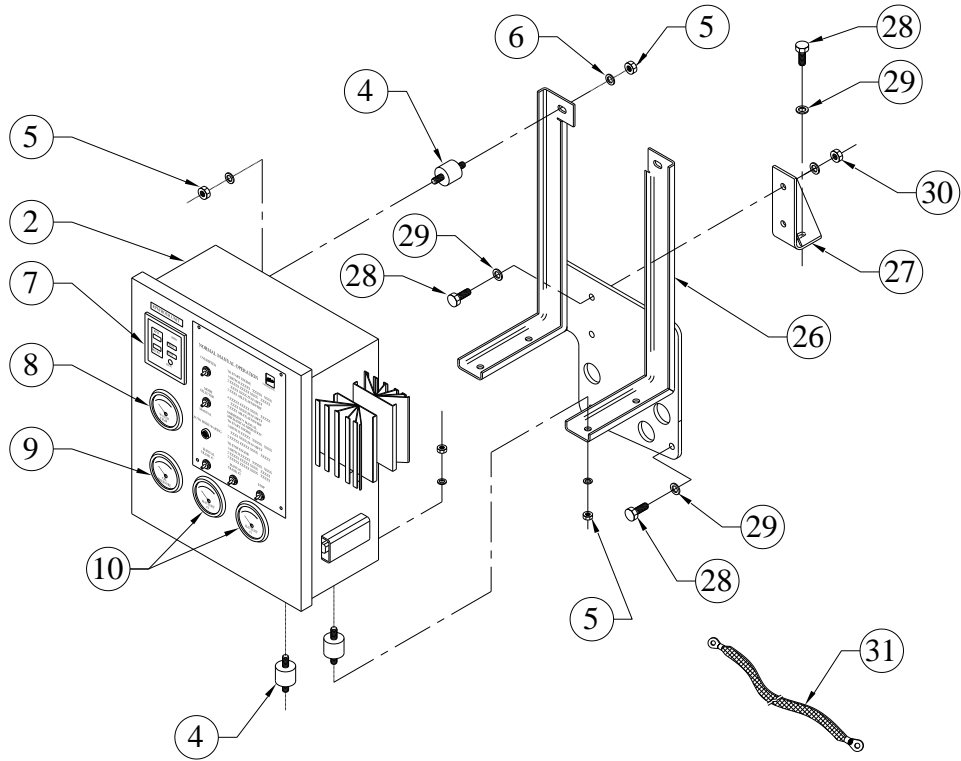
GROUP: - 4H.1364.2



SR.NO.	PART NO.	DESCRIPTION	QTY.	REMARKS
7	3H.130.05.0.00	DIGITAL RPM METER WITH HOURMETER (SUPPLY VOLTAGE 8 TO 32 DC V INDIGENIOUS DEVELOPED) FOR FIRE FIGHTING APPLICATION	1	
8	46.065.02.0.00	ELEC.WT GAUGE 12 V VDO MAKE	1	
9	46.250.01.0.00	ELECTRICAL LUB OIL PRESSURE GAUGE 0-10BAR ,12 V D.C. VDO MAKE	1	
10	4H.865.06.0.00	DC VOLT METER 8 TO 16 V 53 DIA VDO MAKE	2	
*11	02.472.25.0.00	RELAY CARD WITH 3 RELAY (FOR START STOP)	1	NOT ILLUSTRATED
*12	4H.865.01.0.00	RELAY BOARD (4 RELAY) UL MAKE CONTACT RAITING 5 AMP.12 V DC 2C/O WITH OMRON RELAY.	1	NOT ILLUSTRATED

TITLE: - INSTRUMENTAL PANEL (REVISED STANDARD,FM/UL TYPE) 12V FOR FIRE FIGHTING APPLICATION.

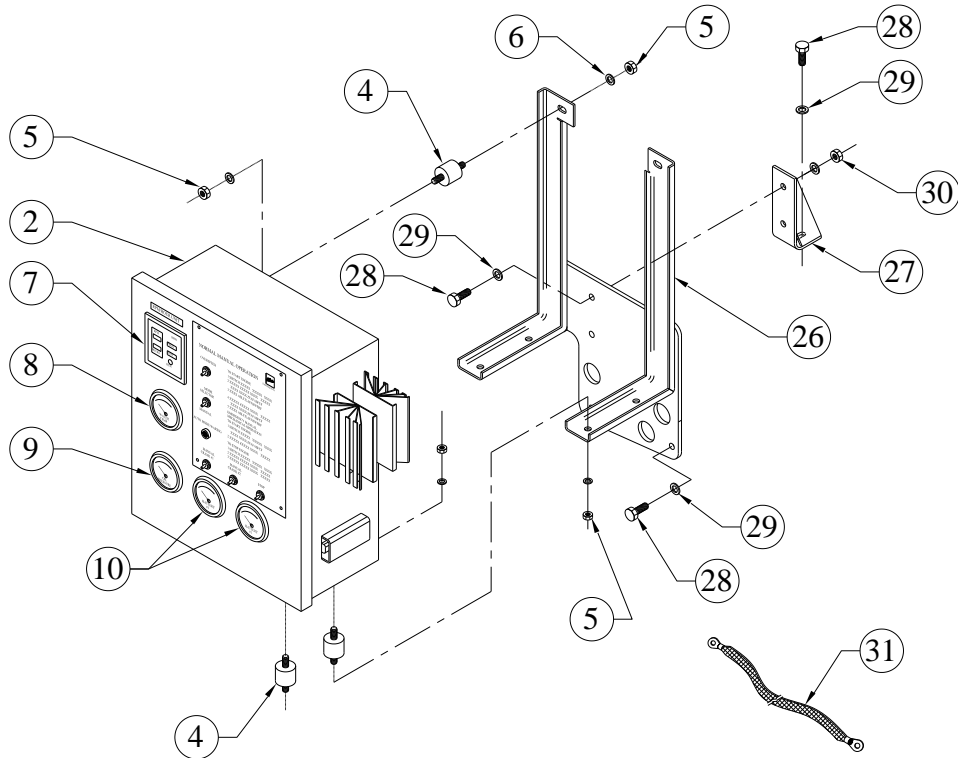
GROUP: - 4H.1364.2



SR.NO.	PART NO.	DESCRIPTION	QTY.	REMARKS
*13	3H.864.03.0.00	MCB 4A SP MERLINGERIN MAKE (C60H1P4AC)	2	NOT ILLUSTRATED
*14	4H.1364.07.0.00	INDICATION LAMP LED TYPE 12VDC 16MM DIA SUMO MAKE	1	NOT ILLUSTRATED
*15	4H.1364.09.0.00	TOGGLE SWITCH ON/OFF 10AMP.WITH RUBBERCAP SWTRONIC MAKE MODEL NO.T902A1-W122-G	1	NOT ILLUSTRATED
*16	4H.1364.11.0.00	TOGGLE SWITCH ON/OFF SPRING RETURN TYPE 10AMP.WITH RUBBER SEAL CAP SWTRONIC MAKE T902D1-WN22-G	3	NOT ILLUSTRATED
*17	4H.1364.13.0.00	TERMINAL STRIP 16WAY IMPORTED 30AMP.	1	NOT ILLUSTRATED
*18	6H.902.11.0.00	16-PIN CONNECTOR ALLIED MAKE MS3102-36-14P (MALE TYPE)	1	NOT ILLUSTRATED

TITLE: - INSTRUMENTAL PANEL(REVISED STANDARD,FM/UL TYPE) 12V FOR FIRE FIGHTING APPLICATION.

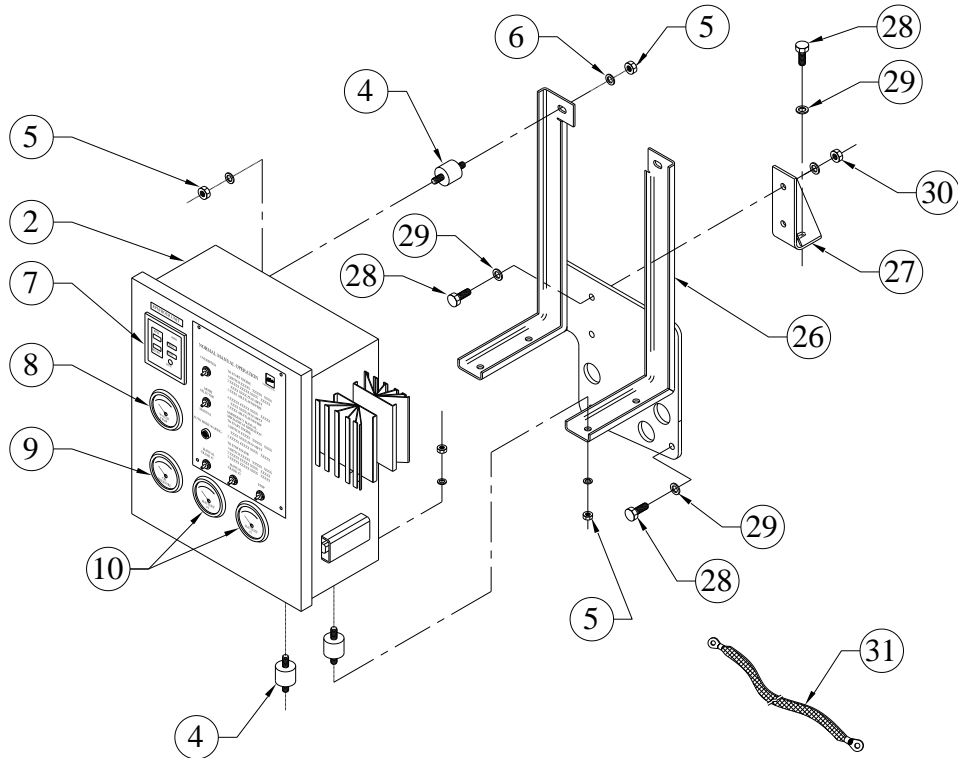
GROUP: - 4H.1364.2



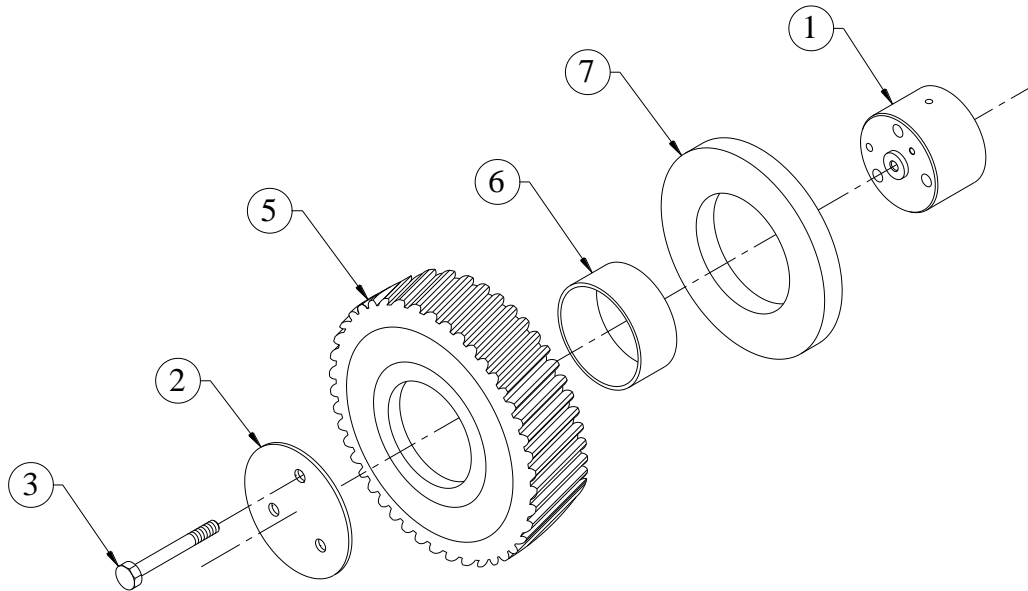
SR.NO.	PART NO.	DESCRIPTION	QTY.	REMARKS
*19	6H.902.25.0.00	23-PIN CONNECTOR ALLIED MAKE MS-3102-R-32-6-P (MALE TYPE PINS)+C&C+SQG	1	NOT ILLUSTRATED
*20	4H.1364.12.0.00	RECTIFIER DIODE BRIDGE 16AMP HIND MAKE MODEL NO.HB37-02	4	NOT ILLUSTRATED
*21	4H.1364.14.0.00	CONTROL PANEL OPERATING INSTRUCTION PLATE PRINTED WHITE BACKGROUND & BLACK LETTER 1.6MMTHICK, ALLUMINIUM SHEET.	1	NOT ILLUSTRATED
*22	4H.1364.15.0.00	DIODE MOUDLE FOR BATTERY CHARGING 150AMP, CRYDOM MAKE MODEL NO. F1892CAD400	1	NOT ILLUSTRATED
*23	4H.1364.16.0.00	HEAT SINK FOR BATTERY CHARGING DIODE MODULE	1	NOT ILLUSTRATED
*24	4H.1364.17.0.00	THREE WAY TERMINAL BLOCK 100AMP,V-CON MAKE MTB100	1	NOT ILLUSTRATED

TITLE: - INSTRUMENTAL PANEL(REVISED STANDARD,FM/UL TYPE) 12V FOR FIRE FIGHTING APPLICATION.

GROUP: - 4H.1364.2



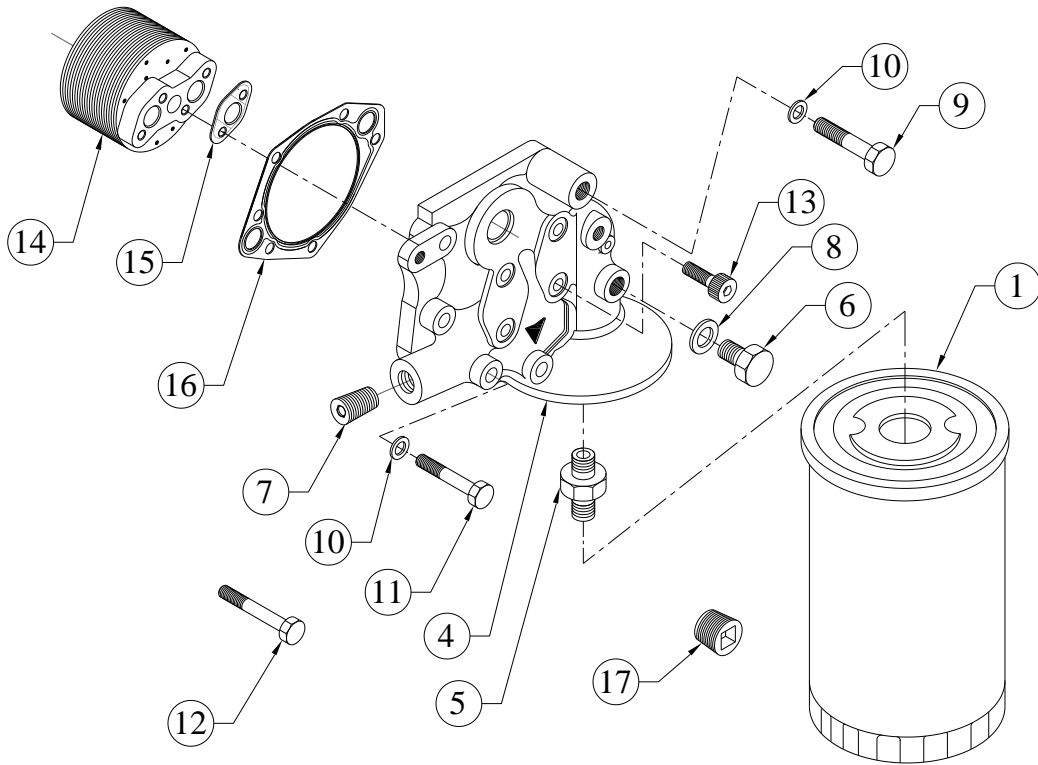
SR.NO.	PART NO.	DESCRIPTION	QTY.	REMARKS
25	4H.1346.06.0.00	INSTRUMENT PANEL MOUNTING BRACKET (FOR FIRE FIGHTING)	1	
26	4H.1346.07.0.00	SUPPORT FOR CONTROL PANEL	1	
27	50.003.08.020.	SET SCREW - M8X1.25X20 - 8.8	5	
28	50.506.08.000.	PLAIN MACHINED WASHER - M8	7	
29	50.006.08.000.	NUT- M8X1.25 - GR.8.8	2	
30	4H.872.03.0.00	EARTHING CABLE (BRADED) 6MM DIA. WITH SUITABLE LUG. ALT. TO BASE PLATE FOR 50 & 72 KVA SAUDI PROJECT.350MM LENGTH	1	

TITLE: - INTERMEDIATE GEAR AND SUPPORT**GROUP: - 4H.237**

SR.NO.	PART NO.	DESCRIPTION	QTY.	REMARKS
1	4H.237.01.0.00	INTERMEDIATE GEAR SUPPORT	1	
2	2H.004.04.0.00	RETAINING PLATE (FOR INT.GEAR)	1	
3	50.002.08.070.	SET BOLT - M8X1.25X70 - 8.8	3	
*4	2H.038.10.0.00	ASSLY OF INTERMEDIATE GEAR & BUSH	1	CONSISTING OF SR. NO. 5 TO 6
5	2H.038.03.0.00	INTERMEDIATE GEAR(FINISH)	1	NOT SUPPLIED LOOSE
6	2H.004.02.9.00	BUSH FOR INTERMEDIATE GEAR	1	NOT SUPPLIED LOOSE
7	2H.038.02.0.00	THRUST WASHER	1	

**TITLE: - L.O. COOLER & FILTER FOR 4RT/TA
S/F WATERN JACKET HEATER**

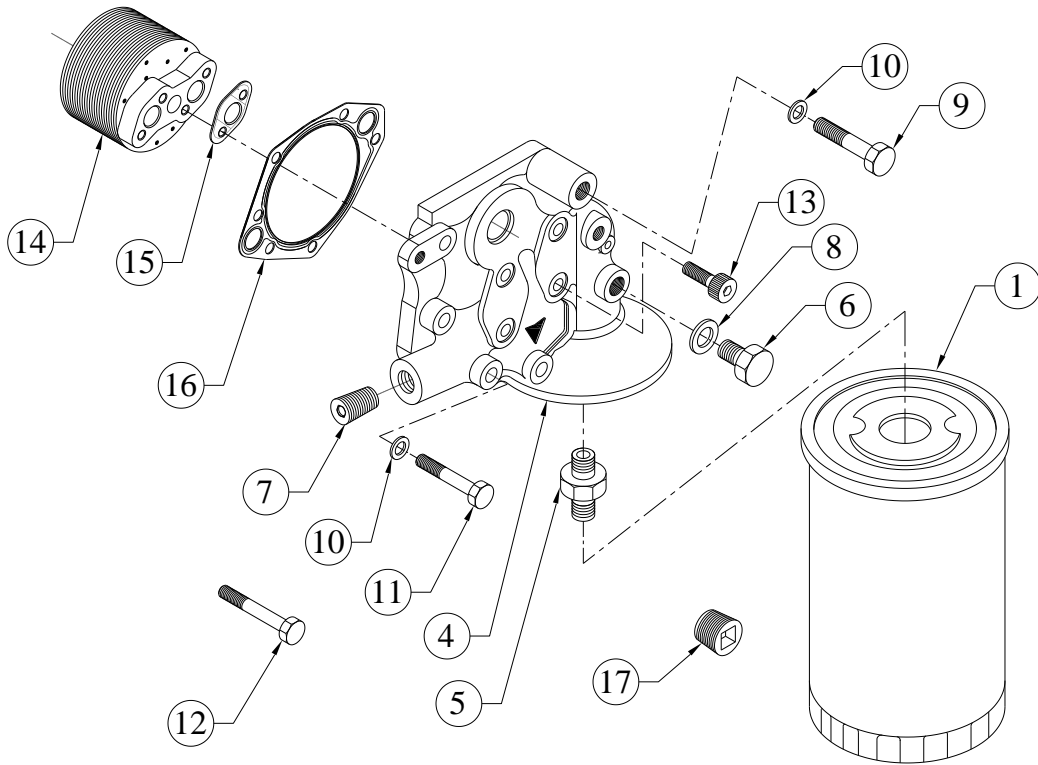
GROUP: - 4H.658



SR.NO.	PART NO.	DESCRIPTION	QTY.	REMARKS
1	06.436.01.0.00	SPIN ON FILTER FOR LUBRICATING OIL	1	
*2	4H.658.10.0.00	L.O. COOLER & HEADER ASSEMBLY	1	CONSISTING OF SR. NO 3 & 9 TO 15
*3	4H.658.20.0.00	HEADER SUBASSEMBLY (L.O. FILTER)	1	CONSISTING OF SR. NO 4 TO 8
4	4H.658.01.0.00	HEADER FOR L.O.C & FILTER S/F WATER JACKET HEATER	1	
5	3H.007.05.0.00	ADAPTOR FOR SPIN ON FILTER	1	
6	34.001.35.0.00	PRECOATED PLUG (FOR OIL GALLERY)	1	
7	50.056.06.000.	HEADLESS PIPE PLUG 1/2"-14 NPTF	2	
8	50.508.08.000.	COPPER WASHER (10X16)	1	
9	50.002.08.070.	SET BOLT - M8X1.25X70 - 8.8	1	
10	50.506.08.000.	PLAIN MACHINED WASHER - M8	6	
11	50.002.08.090.	SET BOLT - M8X1.25X90 - 8.8	4	
12	50.002.08.105.	SET BOLT - M8X1.25X105 - 8.8	1	

**TITLE: - L.O. COOLER & FILTER FOR 4RT/TA
S/F WATERN JACKET HEATER**

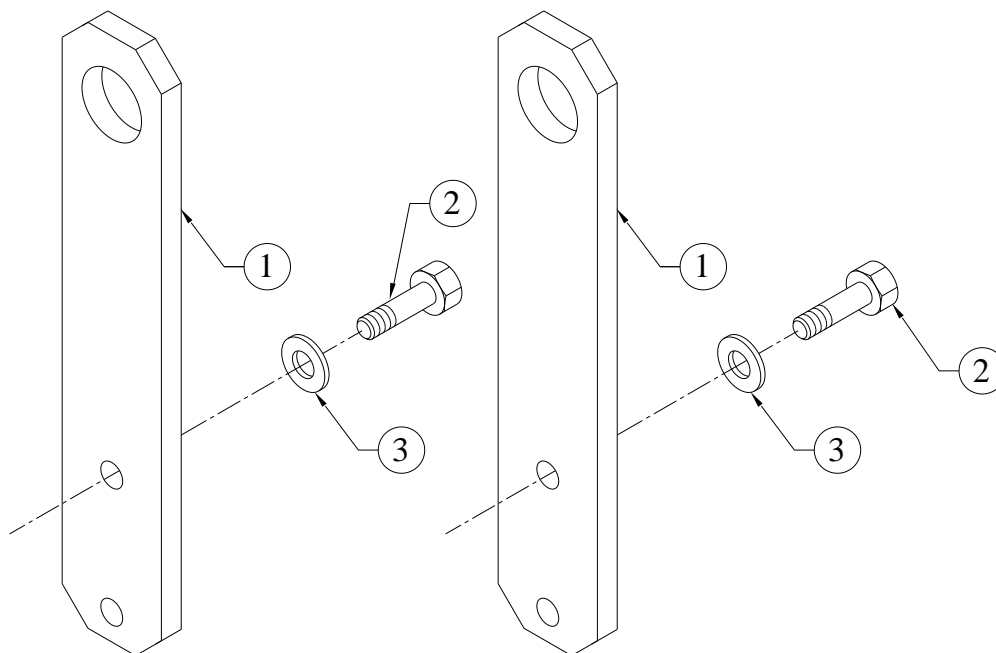
GROUP: - 4H.658



SR.NO.	PART NO.	DESCRIPTION	QTY.	REMARKS
13	50.011.08.035.	SOCKET HEAD SCREW - M8X1.25X35 - 8.8	4	
14	4H.385.02.0.00	LUB OIL COOLER (12 PLATES)	1	
15	3H.007.13.0.00	JOINT FOR LUB OIL COOLER (NON ASBESTOS GASKET)	2	
16	3H.007.15.0.00	JOINT FOR HEADER	1	
17	50.056.07.000.	HEADLESS PIPE PLUG (NPTF 14-3/4")	1	

TITLE: - LIFTING HOOK FOR FIRE FIGHTING

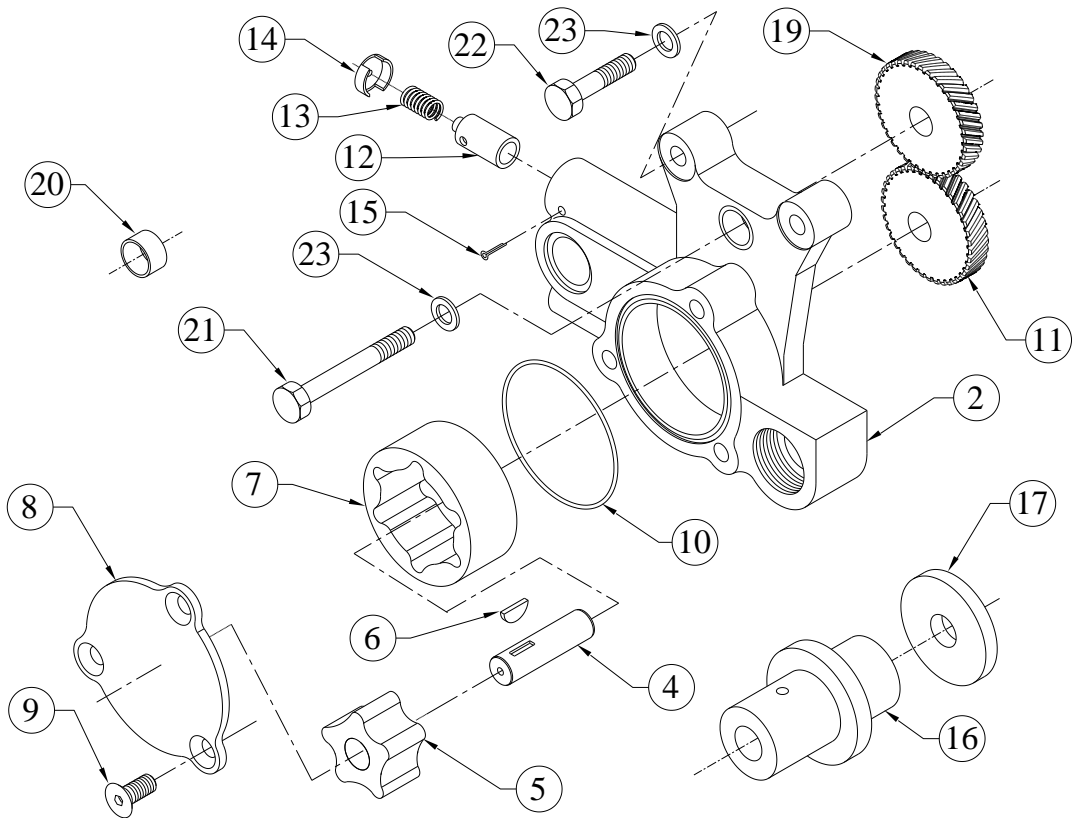
GROUP: - 4H.033.1



SR.NO.	PART NO.	DESCRIPTION	QTY.	REMARKS
1	4H.170.12.0.00	LIFTING HOOK (FOR F.F. APPLICATION)	2	
2	50.003.10.030	SET SCREW - M10X1.5X30 - 8.8	2	
3	50.506.10.000.	PLAIN MACHINED WASHER - M10	2	

TITLE: - LUB OIL PUMP

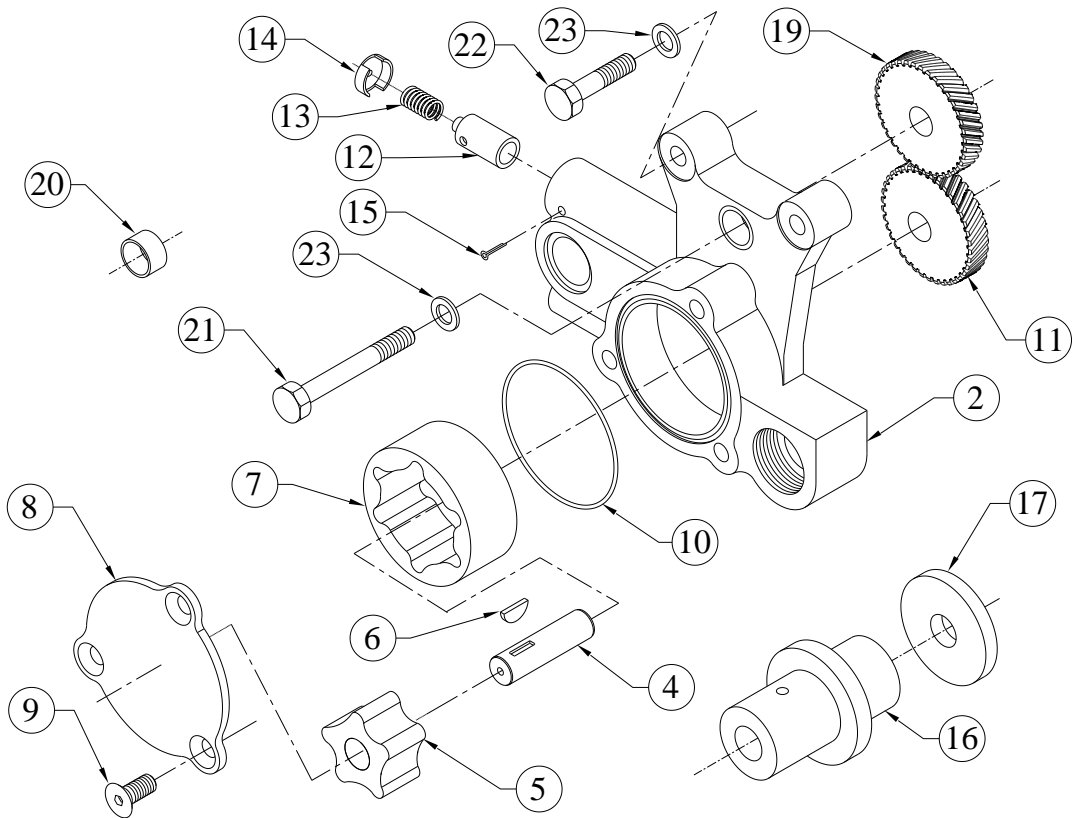
GROUP: - 6H.004



SR.NO.	PART NO.	DESCRIPTION	QTY.	REMARKS
*1	6H.004.10.0.00	LUBE.OIL PUMP ASSEMBLY.	1	CONSISTING OF SR. NO. 2,3 & 7 TO 15
2	6H.004.20.0.00	SUB. ASSEMBLY OF L.O.PUMP BODY & BUSH.	1	NOT SUPPLIED LOOSE
*3	06.010.10.0.00	ROTOR ASSLY	1	CONSISTING OF SR. NO. 4 TO 6
4	06.010.03.0.00	SHAFT	1	NOT SUPPLIED LOOSE
5	06.010.04.0.00	INNER ROTOR	1	NOT SUPPLIED LOOSE
6	50.405.11.000.	WOODRUFF KEY	1	NOT SUPPLIED LOOSE
7	06.010.05.0.00	OUTER ROTOR	1	NOT SUPPLIED LOOSE
8	06.010.02.0.00	COVER PLATE	1	NOT SUPPLIED LOOSE
9	06.010.01.0.00	COUNTER SUNK SOCKET HEAD SCREW.	3	
10	03.010.11.0.00	O RING - L.O.PUMP (1.57X65,21508)	1	

TITLE: - LUB OIL PUMP

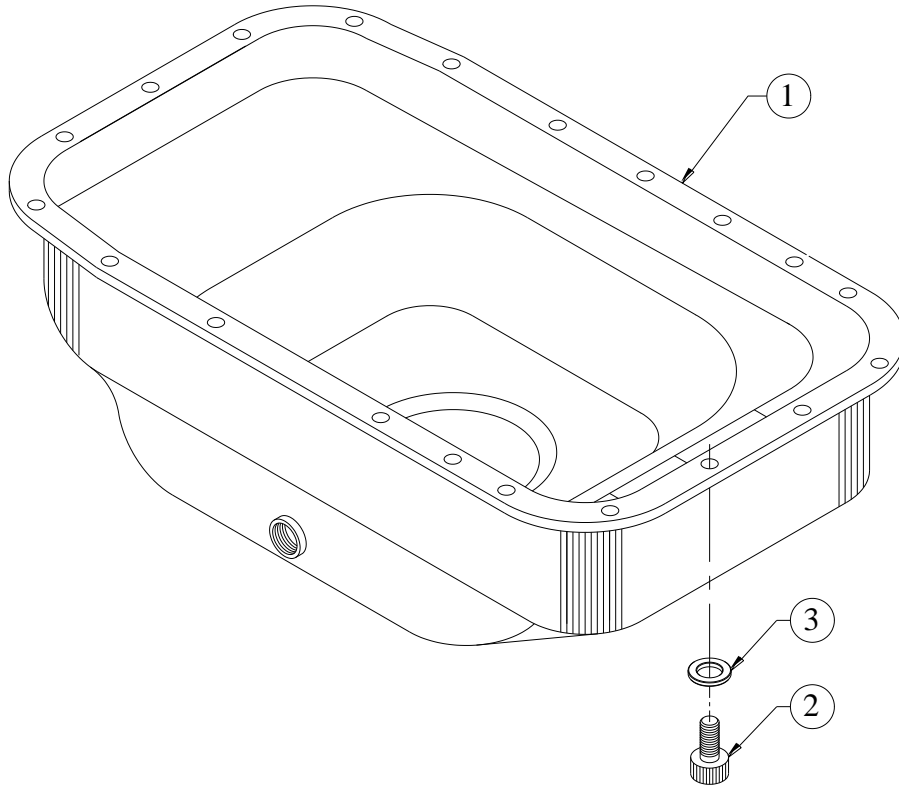
GROUP: - 6H.004



SR.NO.	PART NO.	DESCRIPTION	QTY.	REMARKS
11	3H.005.04.0.00	LUB.OIL PUMP DRIVING GEAR(FINISH)	1	NOT SUPPLIED LOOSE
12	03.010.13.0.00	RELIEF VALVE	1	NOT SUPPLIED LOOSE
13	03.010.14.0.00	SPRING FOR RELIEF VALVE	1	NOT SUPPLIED LOOSE
14	03.010.15.0.00	CUP FOR SPRING	1	NOT SUPPLIED LOOSE
15	50.036.07.010.	SPLIT COTTER PIN - 1/8"X1-1/2"	1	
16	4H.372.01.0.00	SHAFT FOR LUB OIL PUMP (INTERMEDIATE GEAR)	1	NOT SUPPLIED LOOSE
17	4H.372.02.0.00	HARD WASHER (FOR INT. GEAR)	1	
*18	3H.005.30.0.00	SUB.ASSLY.OF L.O.PUMP INT.GEAR AND BUSH.	1	CONSISTING OF SR. NO. 19, 20
19	3H.005.03.0.00	INTERMEDIATE GEAR (FOR L.O.PUMP)(FINISH)	1	
20	34.014.12.0.00	BUSH FOR LEVER	1	
21	50.002.08.075.	SET BOLT - M8X1.25X75 - 8.8	1	
22	50.002.08.035.	SET BOLT - M8X1.25X35 - 8.8	2	
23	50.506.08.000.	PLAIN MACHINED WASHER - M8	3	

TITLE :- LUB OIL SUMP (SHEET METAL)

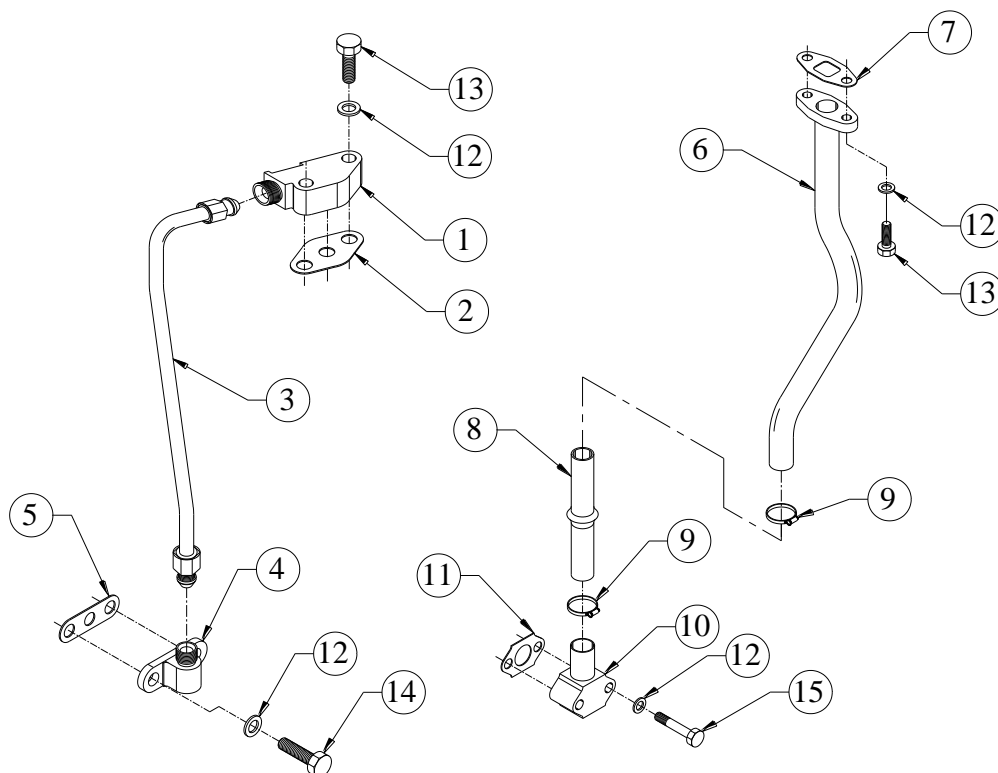
GROUP :- 4H.201



SR.NO.	PART NO.	DESCRIPTION	QTY.	REMARKS
1	04.417.30.0.00	LUB OIL SUMP (FLAT FACE)	1	
2	50.011.08.016.	SOCKET HEAD SCREW - M8X1.25X16 - 8.8	21	
3	06.074.16.0.00	WASHER (SHEET METAL L.O.SUMP)	21	

TITLE: - LUB OIL SUPPLY AND DRAIN PIPE FOR TURBO

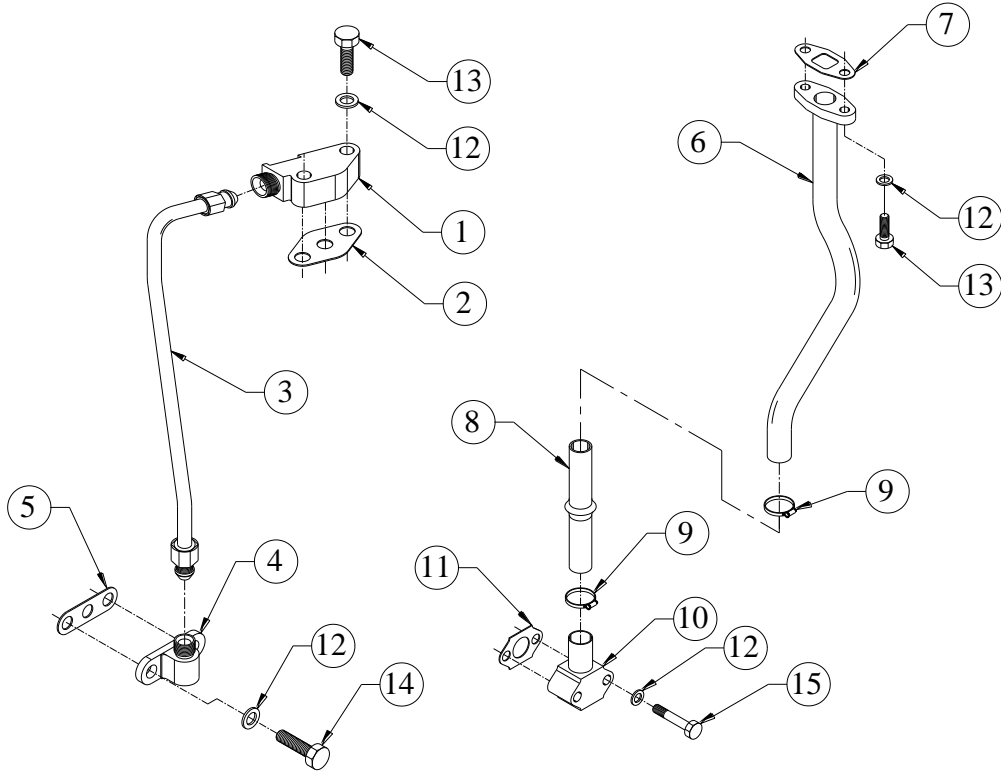
GROUP: - 4H.527.3



SR.NO.	PART NO.	DESCRIPTION	QTY.	REMARKS
1	4H.527.01.0.00	ADAPTOR FOR OIL SUPPLY	1	
2	4H.132.27.0.00	JOINT FOR ADAPTOR (TURBO SIDE)	1	
3	4H.527.10.0.00	LUB OIL SUPPLY ASSEMBLY	1	
4	4H.132.04.0.00	ADAPTOR (CRANKCASE SIDE)	1	
5	4H.132.28.0.00	JOINT FOR ADAPTOR (CRANKCASE SIDE)	1	
6	4H.527.30.0.PR	LUB OIL DRAIN PIPE ASSEMBLY	1	
7	4H.132.29.0.00	JOINT FOR LUB OIL DRAIN PIPE	1	
8	4H.366.08.0.00	HOSE (FOR TURBO DRAIN PIPE 170 MM)	1	
9	50.519.06.000.	HOSE CLIP (30 MM) For 48.019.02.0.00, 40.149.02.0.00	2	
10	4H.132.13.0.00	ADAPTOR ASSEMBLY FOR TURBO DRAIN (CRANKCASE SIDE)	1	
11	4H.132.31.0.00	JOINT FOR ADAPTOR CRANKCASE SIDE	1	
12	50.506.08.000.	PLAIN MACHINED WASHER - M8	8	
13	50.003.08.025.	SET SCREW - M8X1.25X25 - 8.8	4	

TITLE: - LUB OIL SUPPLY AND DRAIN PIPE FOR TURBO

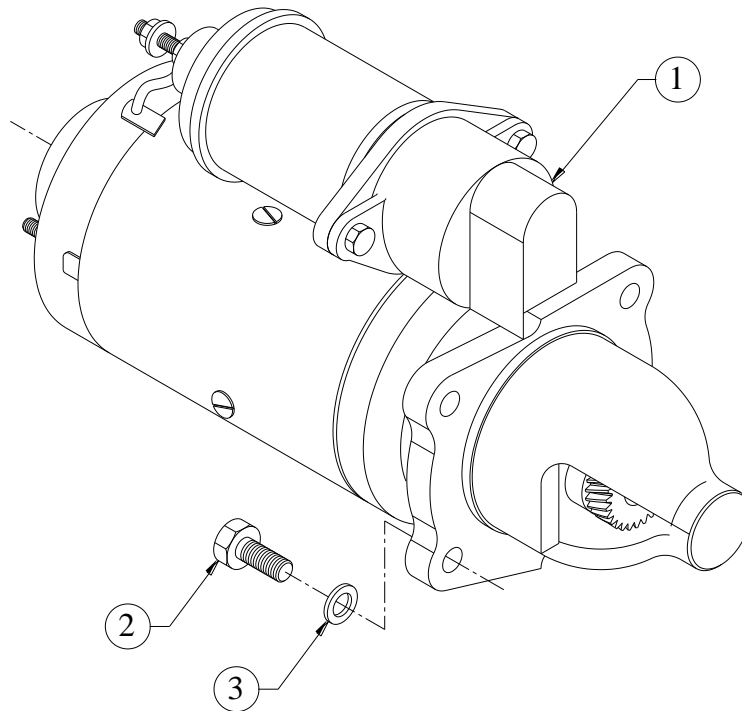
GROUP: - 4H.527.3



SR.NO.	PART NO.	DESCRIPTION	QTY.	REMARKS
14	50.003.08.035.	SET SCREW - M8X1.25X35 - 8.8	2	
15	50.002.08.045.	SET BOLT - M8X1.25X45 - 8.8	2	

TITLE: - MICO STARTER 12VDC 2.7KW
SUITABLE FOR - 20 deg. C

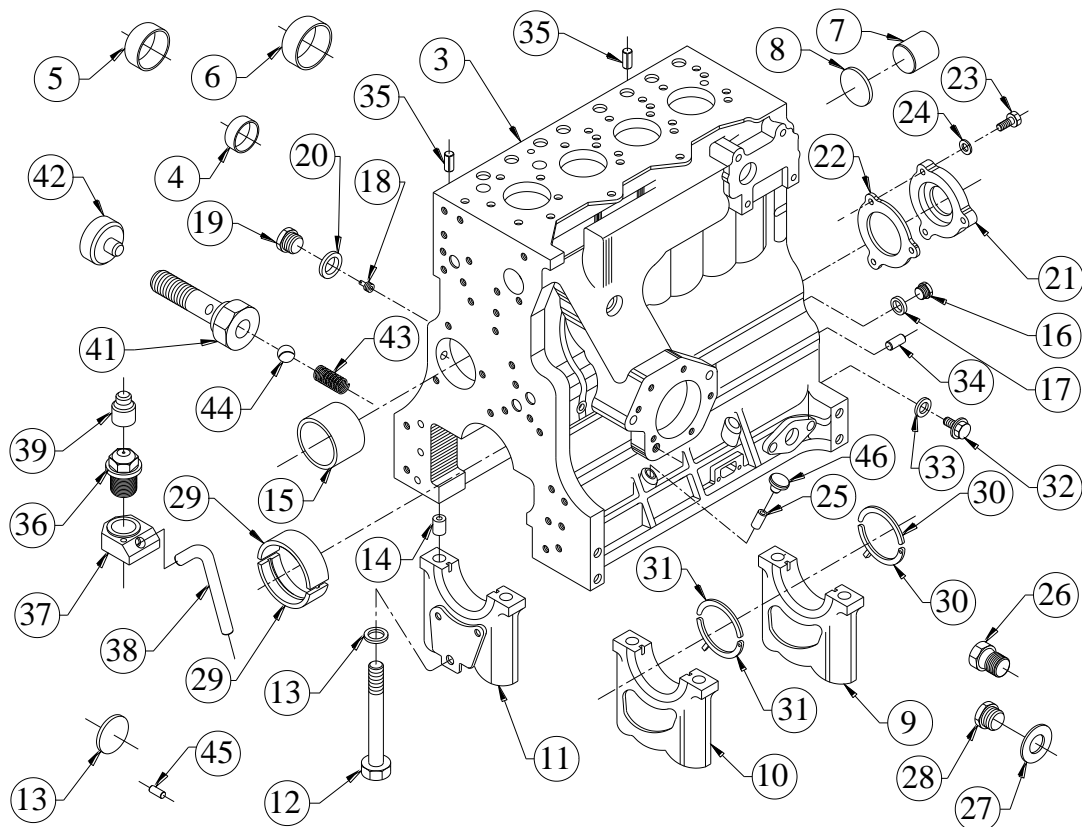
GROUP: - 2H.301



SR.NO.	PART NO.	DESCRIPTION	QTY.	REMARKS
1	2H.301.01.0.00	STARTER 12VDC 2.7KW SUITABLE FOR - 20 deg.	1	
2	50.003.10.030	SET SCREW - M10X1.5X30 - 8.8	3	
3	50.506.10.000	PLAIN MACHINED WASHER - M10	3	

**TITLE: - MONOBLOCK CRANKCASE
(4RT - EXPORT)**

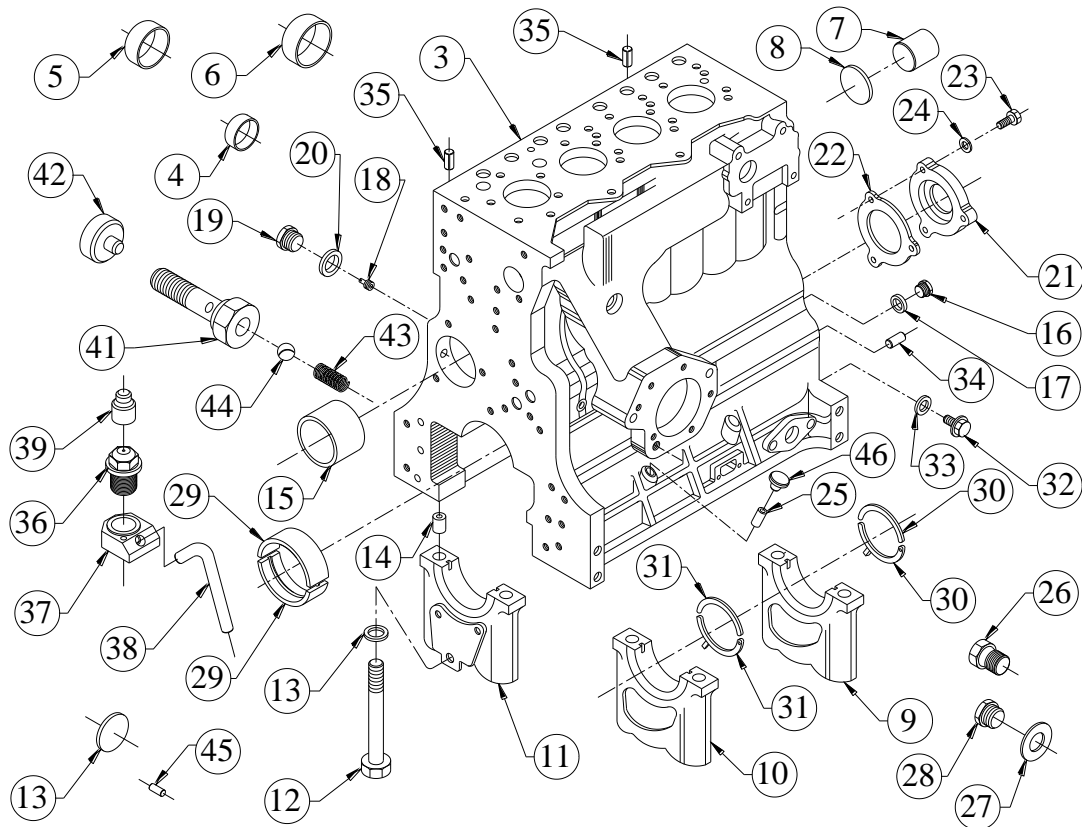
GROUP: - 4H.156...EXP



SR.NO.	PART NO.	DESCRIPTION	QTY.	REMARKS
*1	4H.156.60.0.00	CRANKCASE ASSEMBLY (USA)	1	CONSISTING OF SR NO. 2,15 TO 28
*2	4H.156.50.0.00	CRANKCASE (LINE BORING OPERATION)	1	CONSISTING OF SR NO. 3 TO 14
3	4H.156.01.0.00	CRANKCASE (TURBOCHARGED ENGINE)	1	NOT SUPPLIED LOOSE
4	F6.007.34.0.00	SEALING CAP	5	
5	F6.001.58.0.00	SEALING CAP. (40 DIN 443)	2	
6	4H.001.05.0.00	SEALING CAP	3	
7	34.003.07.0.00	CRANK SHAFT PLUG - ALUMINIUM	2	
8	34.003.08.0.00	WASHER FOR ALU.PLUG.	2	
9	03.001.23.0.00	M.B.CAP (FWE) 16.99 DIA.DOWEL HOLE	1	NOT SUPPLIED LOOSE
10	03.001.24.0.00	M.B.CAP (KHD) 16.99DIA DOWEL HOLES	3	NOT SUPPLIED LOOSE
11	4H.001.02.0.00	BEARING CAP (GEAR END) (FINISH)	1	NOT SUPPLIED LOOSE

TITLE: - MONOBLOCK CRANKCASE
(4RT - EXPORT)

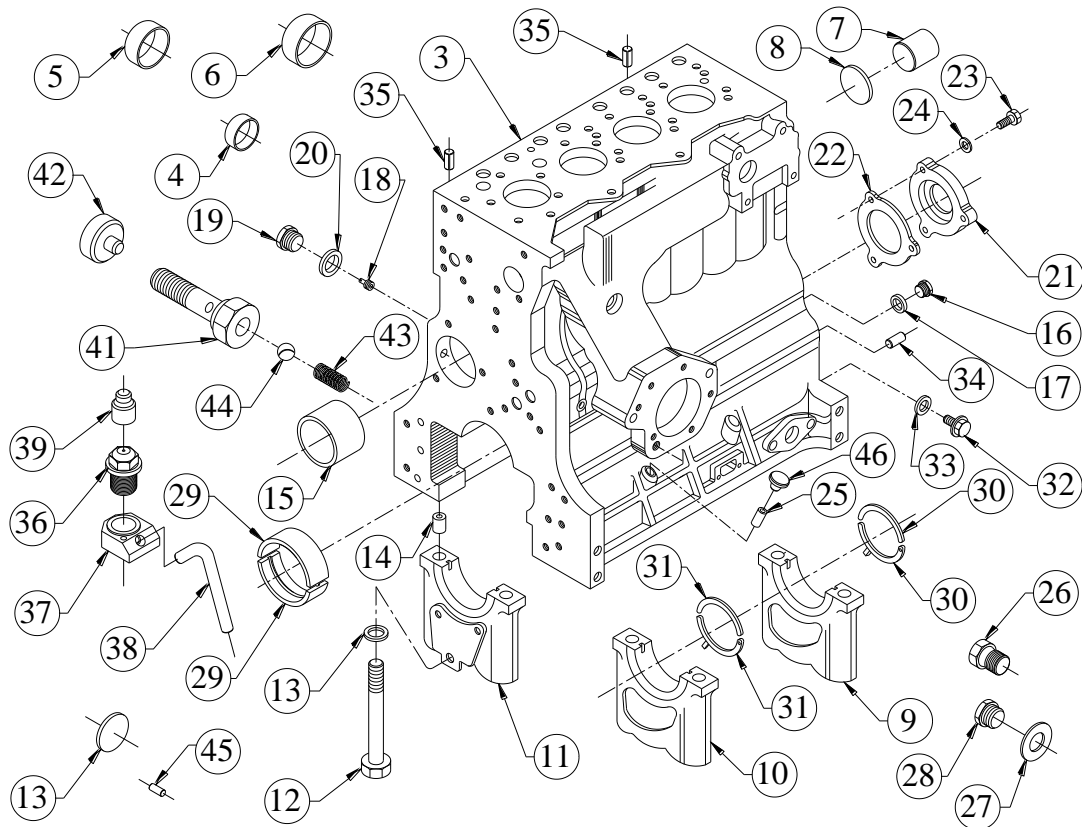
GROUP: - 4H.156...EXP



SR.NO.	PART NO.	DESCRIPTION	QTY.	REMARKS
12	03.001.22.0.00	BOLT FOR MB CAP (HEX HEAD) M14X2X128	10	
13	02.001.04.0.00	SPECIAL WASHER FOR M14 BOLT	10	
14	B2.005.16.0.00	HOLLOW DOWEL (M.B.CAP)	10	
15	03.001.04.0.00	CAM BUSH	1	
16	04.001.08.0.00	PRECOATED SCREW PLUG	1	
17	50.508.19.000.	COPPER WASHER (20X26)	1	
18	03.001.07.0.00	SLOTTED PIN	5	
19	50.610.12.000.	CORE PLUG	5	
20	50.508.10.000.	COPPER WASHER (12X18)	5	
21	4H.001.03.0.00	BLANKING PLATE FOR CAM BORE	1	
22	4H.001.14.0.00	JOINT FOR CAM BORE BLANKING PLATE	1	
23	50.003.08.025.	SET SCREW - M8X1.25X25 - 8.8	3	
24	50.506.08.000.	PLAIN MACHINED WASHER - M8	3	
25	02.037.04.0.00	DIPSTICK GUIDE	1	
26	34.001.35.0.00	PRECOATED PLUG (FOR OIL GALLERY)	1	
27	50.508.08.000.	COPPER WASHER (10X16)	1	

**TITLE: - MONOBLOCK CRANKCASE
(4RT - EXPORT)**

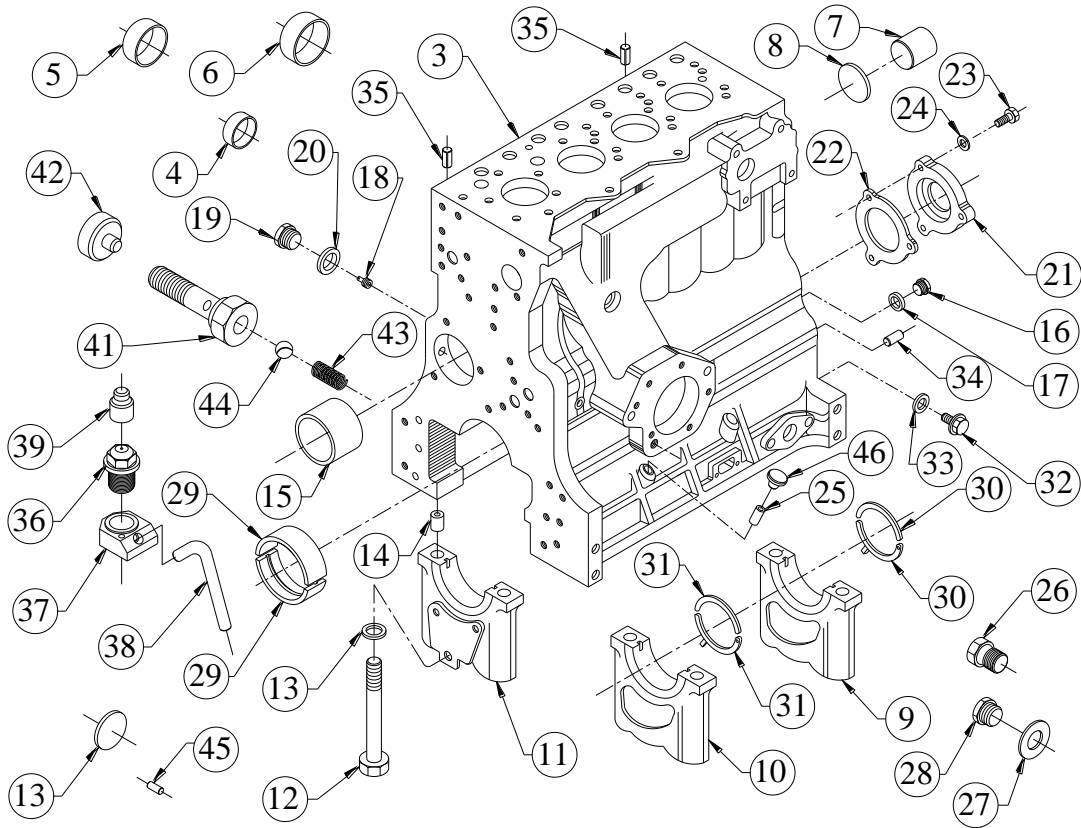
GROUP: - 4H.156...EXP



SR.NO.	PART NO.	DESCRIPTION	QTY.	REMARKS
28	50.610.10.000.	CORE PLUG	1	
29	02.001.07.0.00	MAIN BRG TOP & BOTTOM	5	
30	03.001.18.0.00	THRUST RING PAIR-DRIVE END, 102 DIA.)	1	
31	B2.005.22.0.00	THRUST RING PAIR-G.E.	1	
32	50.602.14.000.	PLUG (M14X1.5)	1	
33	50.508.12.000.	COPPER WASHER (14X20)	1	
34	50.401.08.014.	DOWEL	2	
35	50.540.09.016.	SPRING DOWEL PIN	2	
36	4H.156.10.0.00	OIL SPRAY NOZZLE ASSLY.	4	
37	4H.156.02.0.00	NOZZLE BODY	1	
38	4H.156.03.0.00	PIPE FOR NOZZLE	1	
39	4H.156.04.0.00	BUTTON FOR OIL SPRAY NOZZLE	1	
*40	4H.156.07.0.00	SUB. ASSEMBLY OF SPECIAL BANJO BOLT (FOR OIL SPRAY NOZZLE.)	4	CONSISTING OF SR NO. 41 TO 44
41	4H.156.05.0.00	BANJO BOLT	1	
42	4H.156.06.0.00	CLOSING BUTTON (FOR OIL SPRAY BANJO BOLT)	1	

TITLE: - MONOBLOCK CRANKCASE
(4RT - EXPORT)

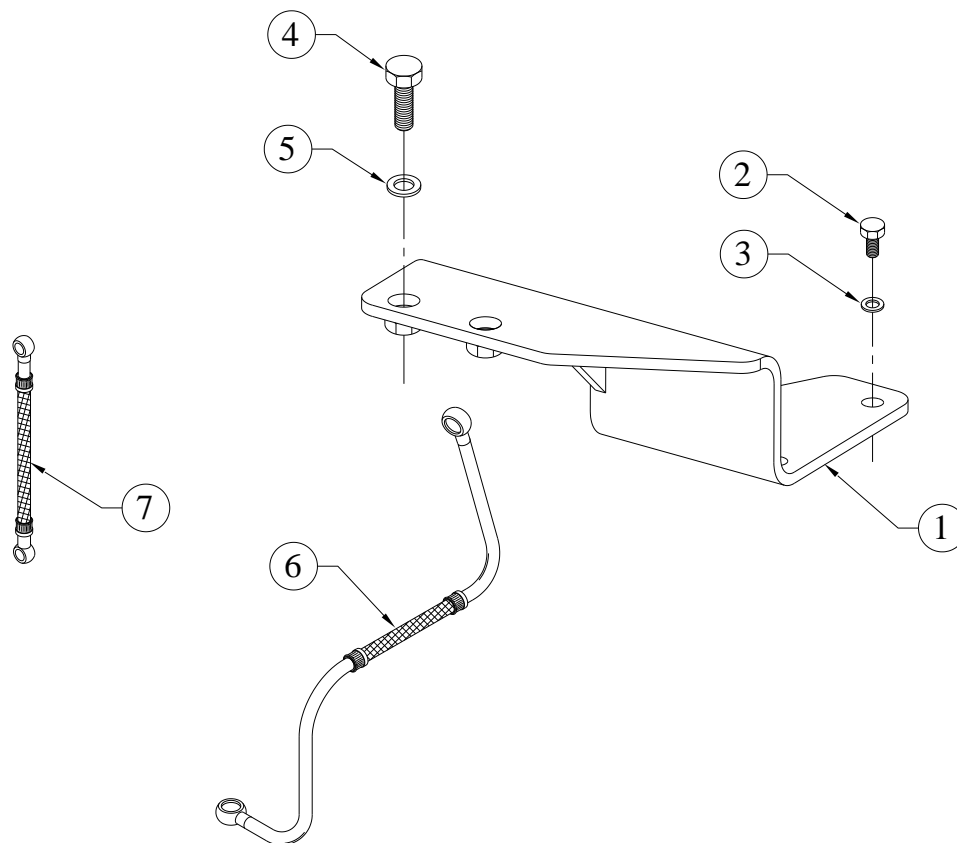
GROUP: - 4H.156...EXP



SR.NO.	PART NO.	DESCRIPTION	QTY.	REMARKS
43	02.002.02.0.00	SPRING	1	
44	02.002.04.0.00	STEEL BALL	1	
45	50.401.04.012.	DOWEL PINS	4	
46	48.288.02.0.00	PLUG FOR DIP STICK HOLE	1	

**TITLE: - MOUNTING FOR FUEL FILTER
(SPIN ON) & FUEL PIPES**

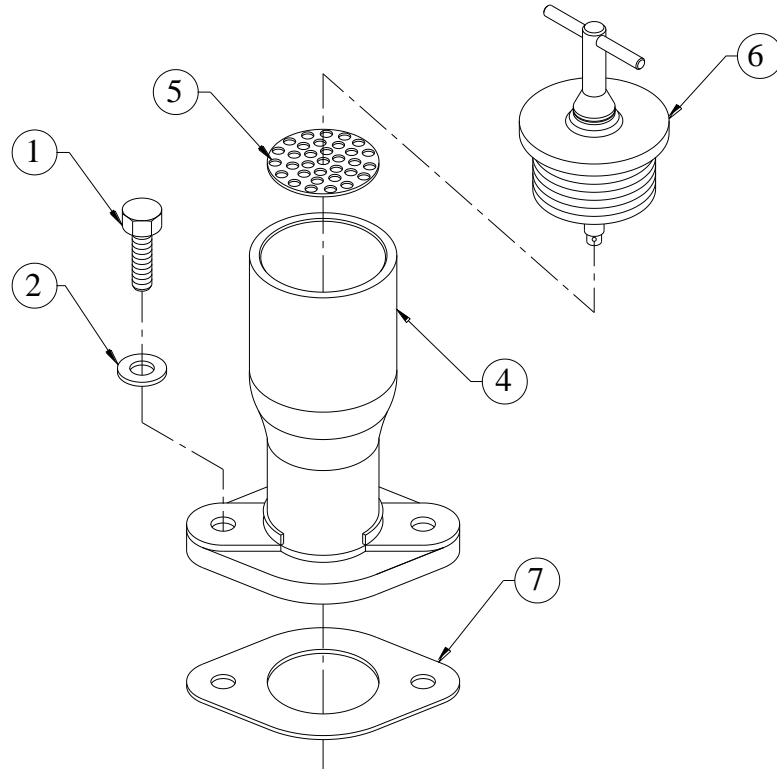
GROUP: - 4H.1359.2



SR.NO.	PART NO.	DESCRIPTION	QTY.	REMARKS
1	4H.1359.05.0.00	MOUNTING BRACKET FOR SPIN ON FILTER	1	
2	50.003.08.015	SET SCREW - M8X1.25X15 - 8.8	3	
3	50.506.08.000	PLAIN MACHINED WASHER - M8	3	
4	50.003.12.035	SET SCREW - M12X1.75X35 - 8.8	2	
5	50.506.12.000	PLAIN MACHINED WASHER - M12	2	
6	4H.1359.11.0.PR	FUEL PIPE(FROM FEED PUMP TO FUEL FILTER) FOR 4R1040 ENGINE	1	
7	4H.1359.12.0.PR	FUEL PIPE(FROM FUEL FILTER TO FUEL PUMP) FOR 4R1040 ENGINE	1	

TITLE:- OIL FILLING BODY

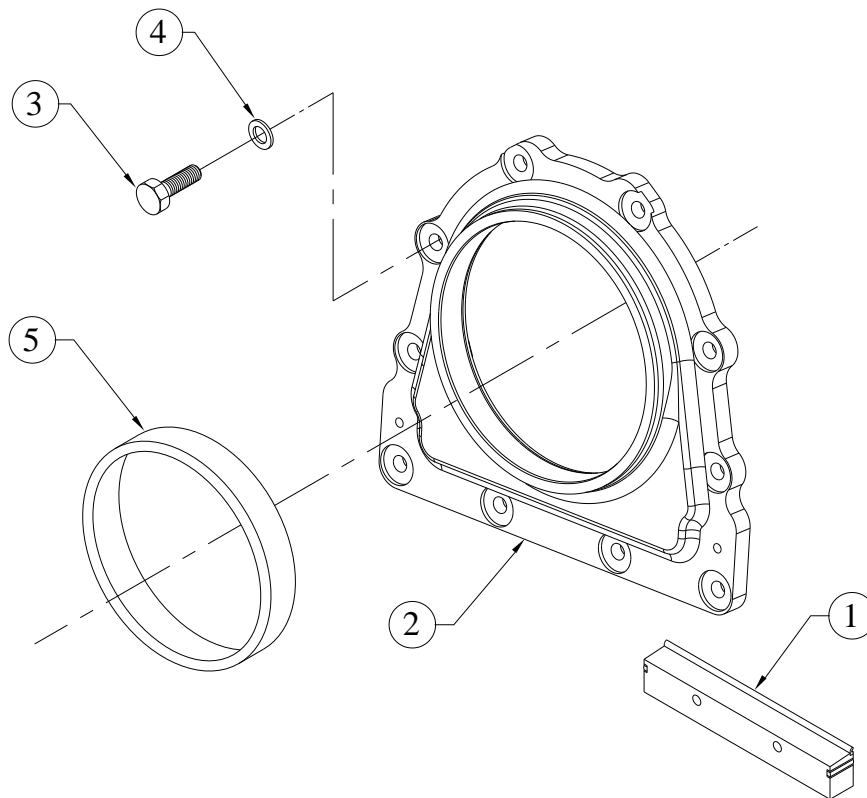
GROUP:- 4H.027...EXP



SR.NO.	PART NO.	DESCRIPTION	QTY.	REMARKS
1	50.003.08.025	SET SCREW - M8X1.25X25 - 8.8	2	
2	50.506.08.000.	PLAIN MACHINED WASHER - M8	2	
*3	4H.027.20.0.00	ASSEMBLY OF OIL FILLING BODY WITH JOINT	1	CONSISTING OF SR. NO.- 4 TO 7
4	4H.027.01.0.00	OIL FILLING BODY	1	
5	34.036.50.0.00	PERFORATED DISC.	1	
6	34.036.60.0.00	CAP ASSLY	1	
7	4H.027.11.0.00	JOINT FOR OIL FILLING BODY	1	

TITLE: - OIL SEAL HOUSING (PG)

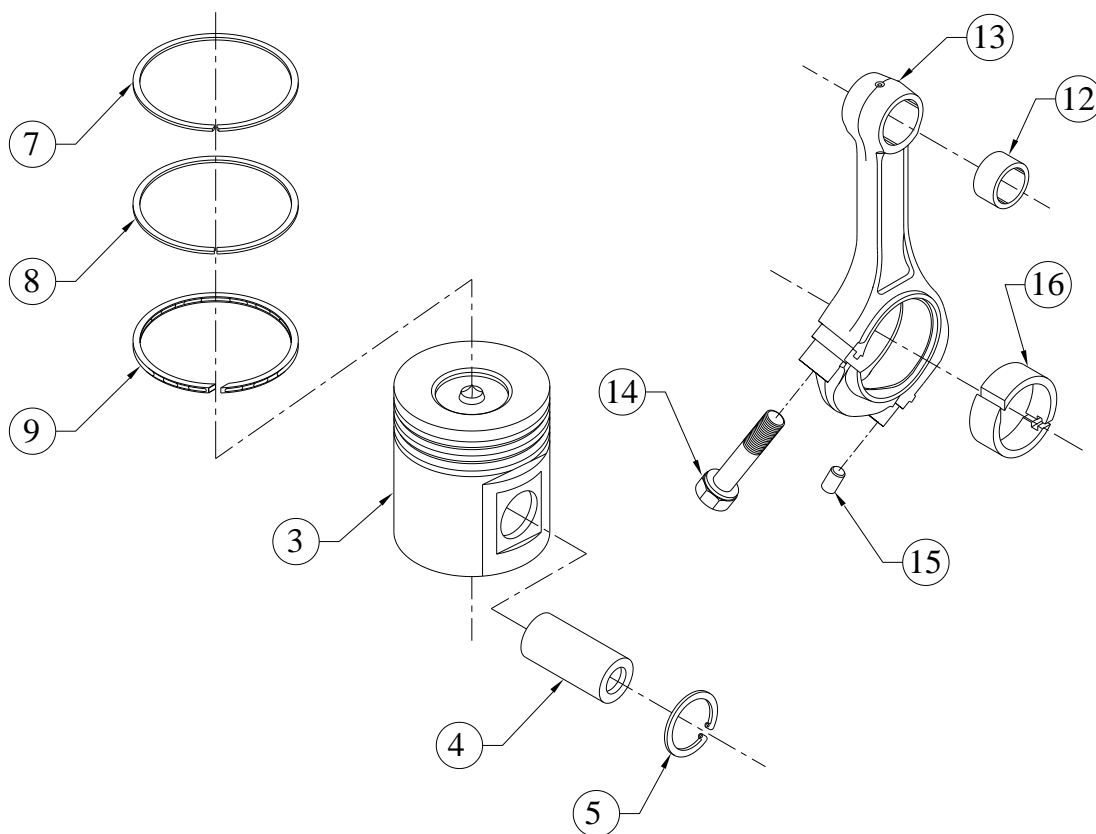
GROUP: - 2H.039...EXP



SR.NO.	PART NO.	DESCRIPTION	QTY.	REMARKS
1	2H.039.10.0.00	PLATE WITH RUBBER MOULDING (FOR FWE OIL SEAL HSG.)	1	
2	2H.006.01.0.00	OIL SEAL HSG.(F.W.E.)	1	
3	50.003.08.020.	SET SCREW - M8X1.25X20 - 8.8	10	
4	50.506.08.000.	PLAIN MACHINED WASHER - M8	10	
5	03.007.06.0.00	OIL SEAL (115X140X16) CR MAKE	1	

TITLE: - PISTON AND CON ROD ASSEMBLY
(TURBO, P.G. --40 DIA PIN)

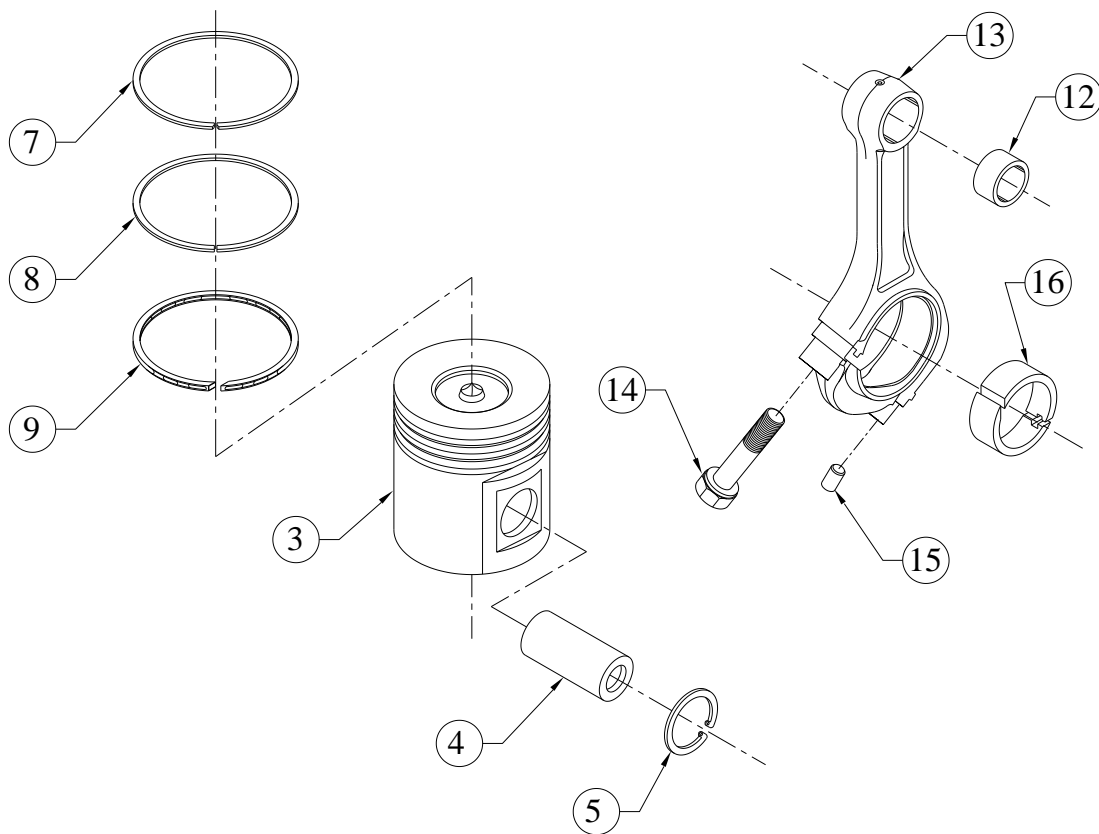
GROUP: - 4H.180.1



SR.NO.	PART NO.	DESCRIPTION	QTY.	REMARKS
*1	4H.180.50.0.00	PISTON & CON. ROD ASSLY.	1	CONSISTING OF SR. NO. 2, 10 NOT SUPPLIED ASSEMBLY
*2	4H.180.10.0.00	PISTON ASSEMBLY COMPLETE	1	CONSISTING OF SR. NO. 3 TO 6
3	4H.180.01.0.00	PISTON - SUITABLE FOR 40 MM DIA.PIN	1	NOT SUPPLIED LOOSE
4	4H.180.05.0.00	PISTON PIN - 40 MM DIA.	1	
5	50.502.40.000.	CIRCLIP INTERNAL - 40 MM	2	
*6	2H.009.30.0.00	PISTON RING SET(105 DIA.)	1	CONSISTING OF SR. NO. 7 TO 9
7	2H.009.02.0.00	TOP RING (105 DIA)	1	NOT SUPPLIED LOOSE
8	2H.009.03.0.00	COMPRESSION RING (105 DIA)	1	NOT SUPPLIED LOOSE
9	2H.009.04.0.00	OIL CONTROL RING (105 DIA)	1	NOT SUPPLIED LOOSE

TITLE: - PISTON AND CON ROD ASSEMBLY
(TURBO, P.G. --40 DIA PIN)

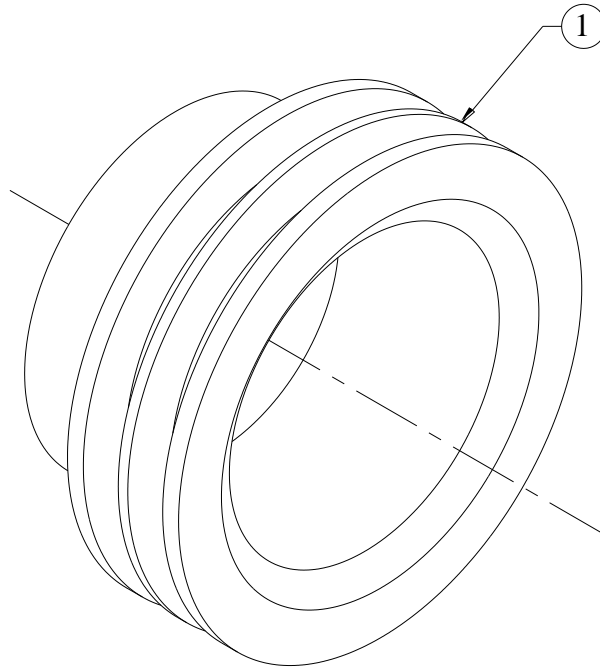
GROUP: - 4H.180.1



SR.NO.	PART NO.	DESCRIPTION	QTY.	REMARKS
*10	04.692.20.0.00	CONNECTING ROD ASSLY. (WITH LE BEARING)	1	CONSISTING OF SR. NO. 11, 16
*11	04.692.10.0.00	CONNECTING ROD ASSEMBLY	1	CONSISTING OF SR. NO. 12 TO 15
12	4H.182.02.0.00	SMALL END BUSH (40 DIA)	1	
13	04.692.01.0.00	CONNECTING ROD	1	NOT SUPPLIED LOOSE
14	04.692.03.0.00	CONNECTING ROD BOLT	2	
15	50.401.07.010.	DOWEL PIN	2	
16	04.692.02.0.00	CONNECTING ROD BIG END BEARING(TA)	2	NOT SUPPLIED LOOSE

**TITLE:- PULLEY FOR WATER PUMP SPA
SECTION, 2 GR. (120 PCD)**

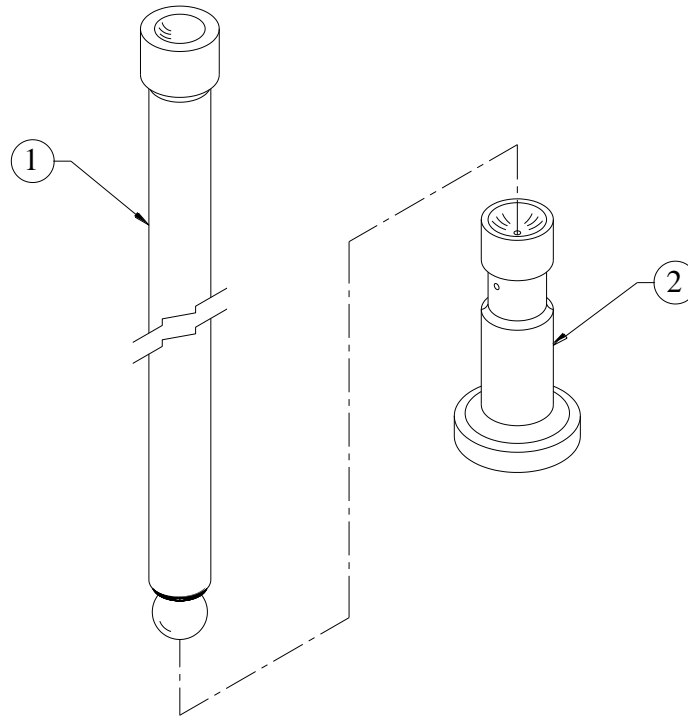
GROUP:- 4H.262



SR.NO.	PART NO.	DESCRIPTION	QTY.	REMARKS
1	4H.262.01.0.00	WATER PUMP PULLEY SPA - 2 GR,120 PCD	1	

TITLE:- PUSHROD & TAPPETS

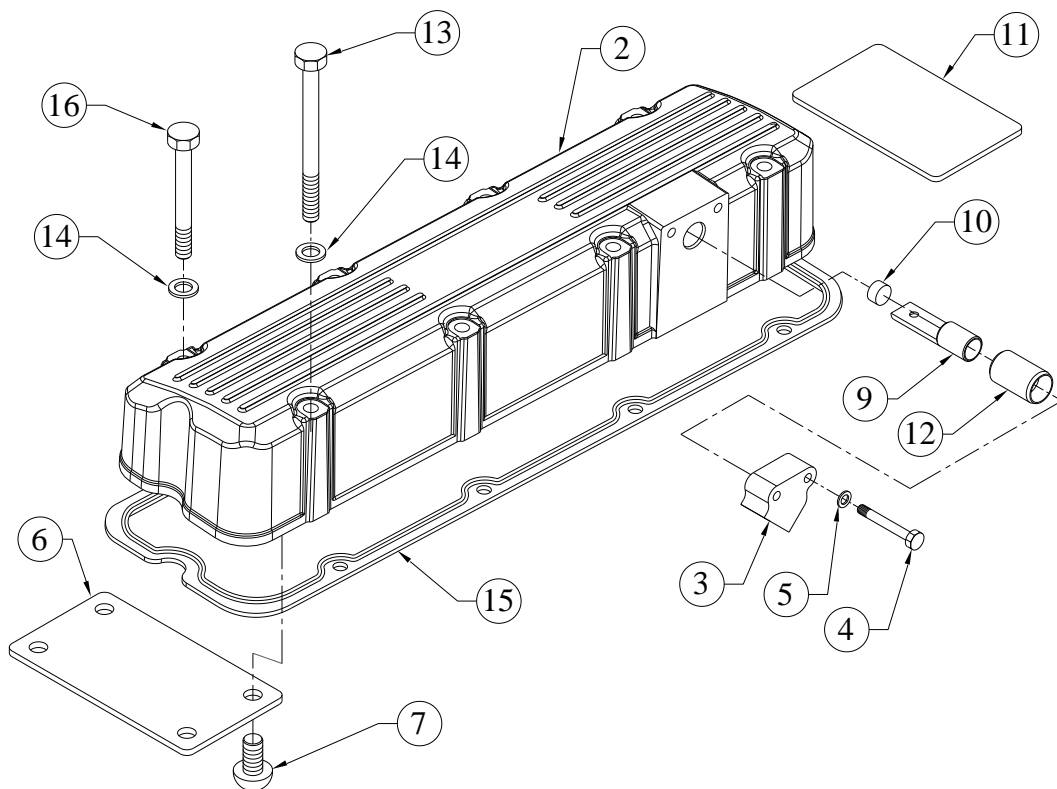
GROUP:- 2H.007



SR.NO.	PART NO.	DESCRIPTION	QTY.	REMARKS
1	02.024.70.0.00	PUSH ROD (WELDED)	2	
2	02.024.01.0.00	VALVE TAPPET	2	

**TITLE: - ROCKER COVER (SHANTI) FOR
4RT-4RTA (ALUMINIUM)**

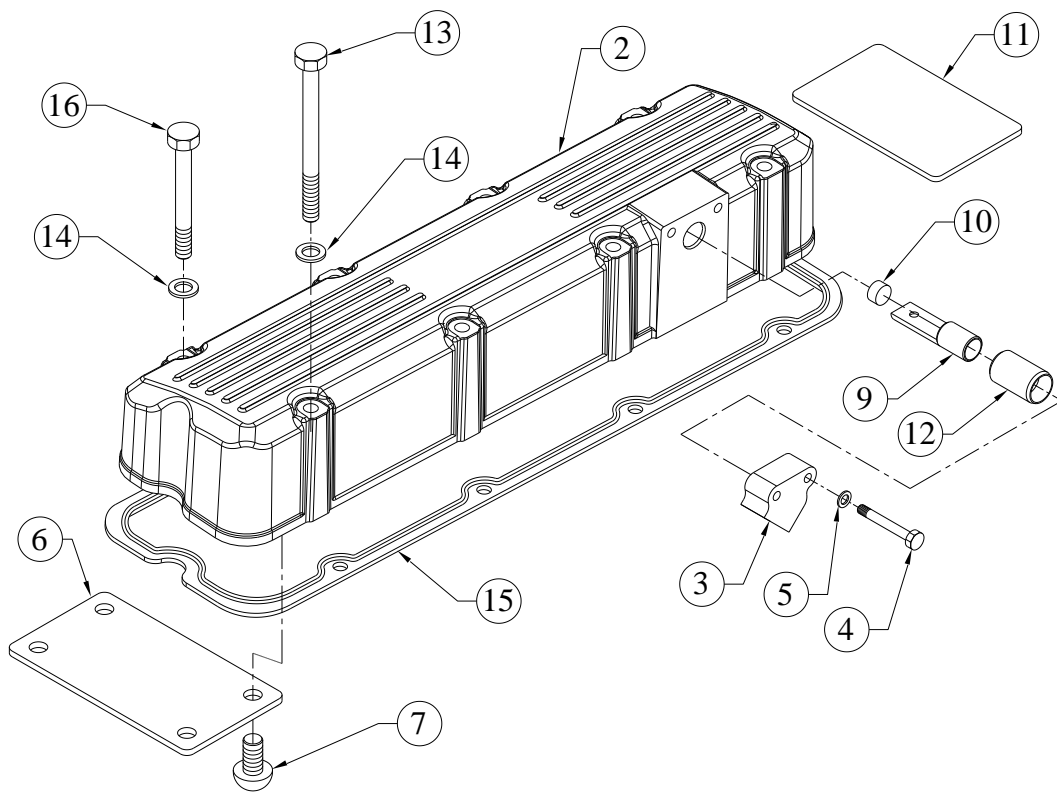
GROUP: - 4H.666...EXP



SR.NO.	PART NO.	DESCRIPTION	QTY.	REMARKS
*1	4H.666.10.0.00	ROCKER COVER ASSEMBLY (ALUMINIUM)	1	CONSISTING OF SR NO. 2 TO 8
2	4H.651.01.0.00	ROCKER COVER (ALLUMINIUM - SHANTI)	1	
3	4H.161.03.0.00	ADAPTOR FOR BREATHER PIPE	1	NOT UPPLIED LOOSE
4	50.002.08.045.	SET BOLT - M8X1.25X45 - 8.8	2	
5	50.506.08.000.	PLAIN MACHINED WASHER - M8	2	
6	4H.139.02.0.00	DEFLECTOR PLATE	1	
7	10.046.02.0.00	P K DRIVE SCREW 1/8"X3/8" (RIVET)	4	
*8	3H.049.30.0.00	BREATHER TUBE ASSEMBLY	1	CONSISTING OF SR NO. 9 TO 12
9	3H.049.11.0.00	TUBE FOR BREATHER	1	NOT UPPLIED LOOSE
10	3H.049.12.0.00	CLOSING BUTTON	1	NOT UPPLIED LOOSE

**TITLE: - ROCKER COVER (SHANTI) FOR
4RT-4RTA (ALUMINIUM)**

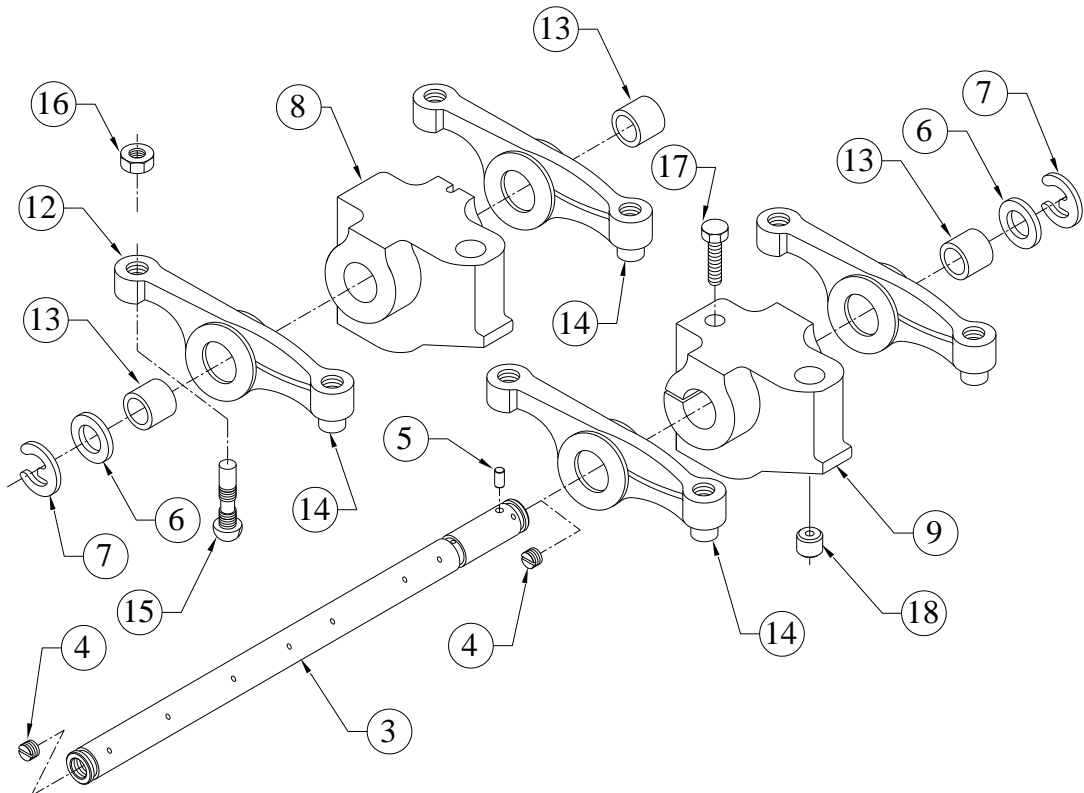
GROUP: - 4H.666...EXP



SR.NO.	PART NO.	DESCRIPTION	QTY.	REMARKS
11	3H.049.13.0.00	PLATE	1	NOT UPPLIED LOOSE
12	4H.139.03.0.00	ADAPTOR(FOR BREATHER TUBE)	1	NOT UPPLIED LOOSE
13	50.002.08.095.	SET BOLT - M8X1.25X95 - 8.8	4	
14	50.506.08.000.	PLAIN MACHINED WASHER - M8	8	
15	4H.009.12.0.00	ROCKER COVER JOINT METTALIC	1	
16	50.002.08.070.	SET BOLT - M8X1.25X70 - 8.8	4	

**TITLE: - ROCKER SUPPORT ASSLY
(LOW FREQ. TAPPET ADJ)**

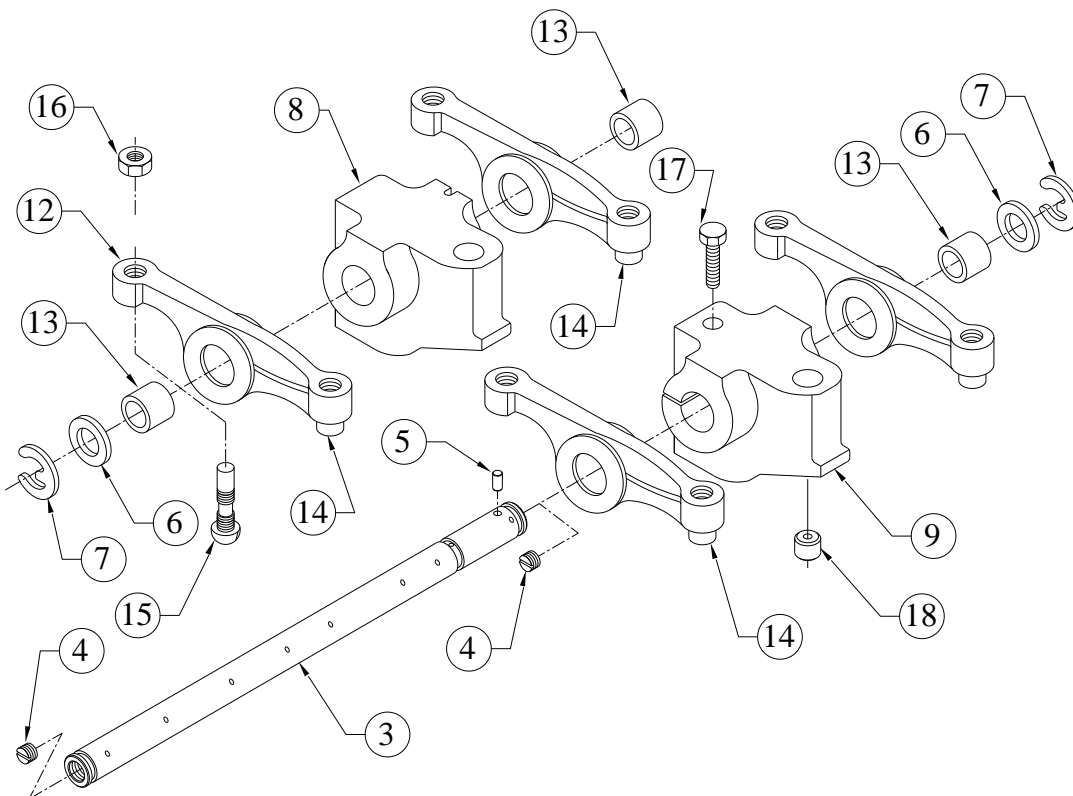
GROUP: - 4H.1433



SR.NO.	PART NO.	DESCRIPTION	QTY.	REMARKS
*1	4H.1433.40.0.00	ROCKER SUPPORT ASSEMBLY COMPLETE (E TYPE CIRCLIP)	1	CONSISTING OF SR. NO. 2, 6 TO 10 & 17
*2	4H.1433.30.0.00	ROCKER SHAFT SUB ASSLY (S/F `E' TYPE CIRCLIP)	1	CONSISTING OF SR. NO. 3 TO 5
3	4H.1433.04.0.00	ROCKER SHAFT (S/F `E' TYPE CIRCLIP)	1	
4	50.022.12.010.	SOCKET HEAD GRUB SCREW - M12X10	2	
5	4H.008.04.0.00	GROOVED SOCKET PIN	1	
6	2H.022.04.0.00	WASHER(FOR ROCKER ARM)	8	
7	50.513.15.000.	E TYPE CIRCLIP-EXTERNAL (15 DIA.)	8	
8	4H.1433.02.0.00	ROCKER SUPPORT (FWE)	1	
9	4H.1433.03.0.00	ROCKER SUPPORT	3	
*10	4H.1433.20.0.00	ROCKER LEVER SUB ASSLY	8	CONSISTING OF SR. NO. 11 & 14 TO 16 NOT SUPPLIED LOOSE

**TITLE: - ROCKER SUPPORT ASSLY
(LOW FREQ. TAPPET ADJ)**

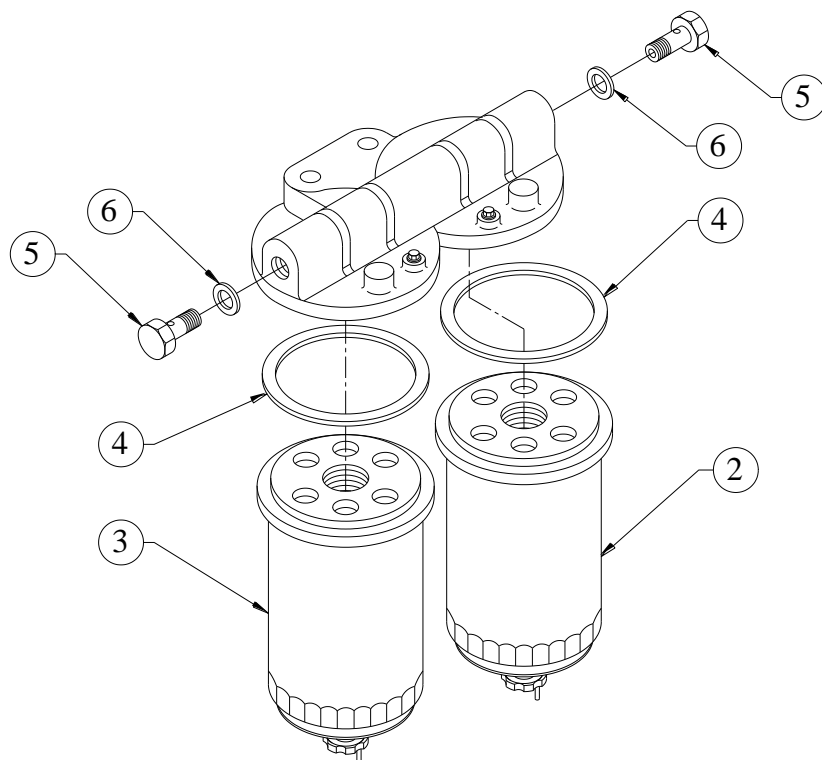
GROUP: - 4H.1433



SR.NO.	PART NO.	DESCRIPTION	QTY.	REMARKS
*11	4H.1433.10.0.00	ROCKER LEVER ASSEMBLY	1	CONSISTING OF SR. NO. 12, 13
12	4H.1433.01.0.00	ROCKER ARM (FINISH)	1	NOT SUPPLIED LOOSE
13	02.024.12.9.00	V.R. BUSH (SEMI FINISH)	1	NOT SUPPLIED LOOSE
14	02.024.15.0.00	V.R.TOES	1	NOT SUPPLIED LOOSE
15	02.024.13.0.00	ROCKER-ARM ADJ. SCREW	1	
16	02.024.27.0.00	NUT FOR ROCKER ADJ.SCREW	1	
17	50.003.08.030.	SET SCREW - M8X1.25X30 - 8.8	3	
18	2H.022.06.0.00	OIL METERING ORIFICE	1	

TITLE:- SPIN ON FUEL FILTER
(MICO NO F002 H20 116)

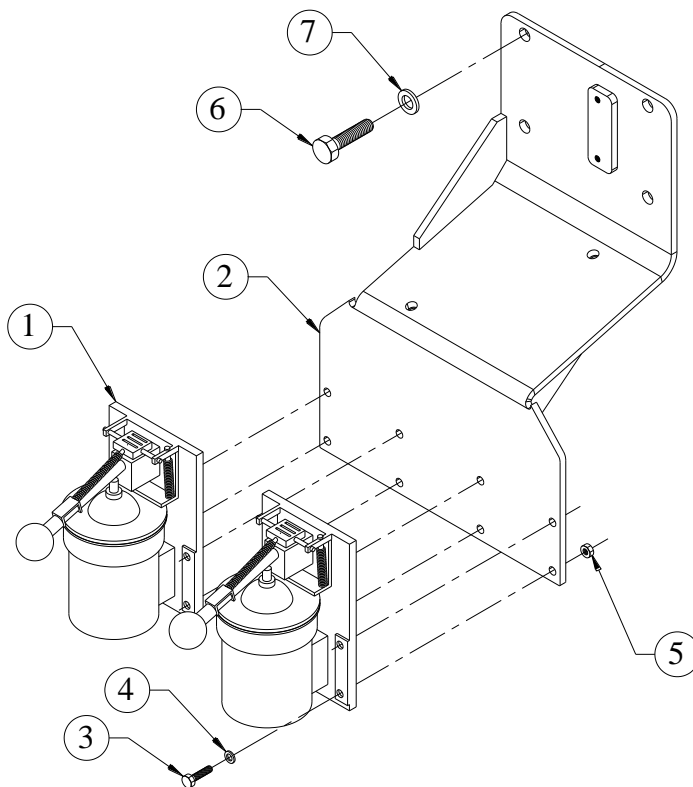
GROUP:- 3H.132



SR.NO.	PART NO.	DESCRIPTION	QTY.	REMARKS
*1	3H.132.10.0.00	SPIN ON FUEL FILTER (TWIN BOWL, 0.6 LIT.)	1	CONSISTING OF SR. NO. 2 TO 4
2	3H.132.01.0.00	PRIMARY ELEMENT	1	
3	3H.132.02.0.00	SECONDARY ELEMENT	1	
4	3H.132.03.0.00	SEALING RING (FUEL FILTER)	2	
5	50.504.04.000.	BANJO BOLT - M14X1.5	2	
6	50.508.12.000.	COPPER WASHER (14X20)	4	

**TITLE: -STARTER SOLENOID (DUMORE)
12V FOR F.F. ENGINES**

GROUP: - 4H.1347.2



SR.NO.	PART NO.	DESCRIPTION	QTY.	REMARKS
1	4H.1347.01.0.00	STARTER SOLENOID (DUMORE) 12V FOR F.F. ENGINES	2	
2	4H.1347.04.0.00	BRACKET FOR STARTER SOLENOID AND ELECTRONIC ACTUATOR MTG.	1	
3	50.003.06.025	SET SCREW - M6X1X25 - 8.8	8	
4	50.506.06.000	PLAIN MACHINED WASHER - M6	16	
5	50.006.06.000	NUT - M6X1 - GR.8.8	8	
6	50.003.10.020	SET SCREW - M10X1.5X20 - 8.8	4	
7	50.506.10.000	PLAIN MACHINED WASHER - M10	4	

TITLE: - STICKERS FOR 4R ENGINES

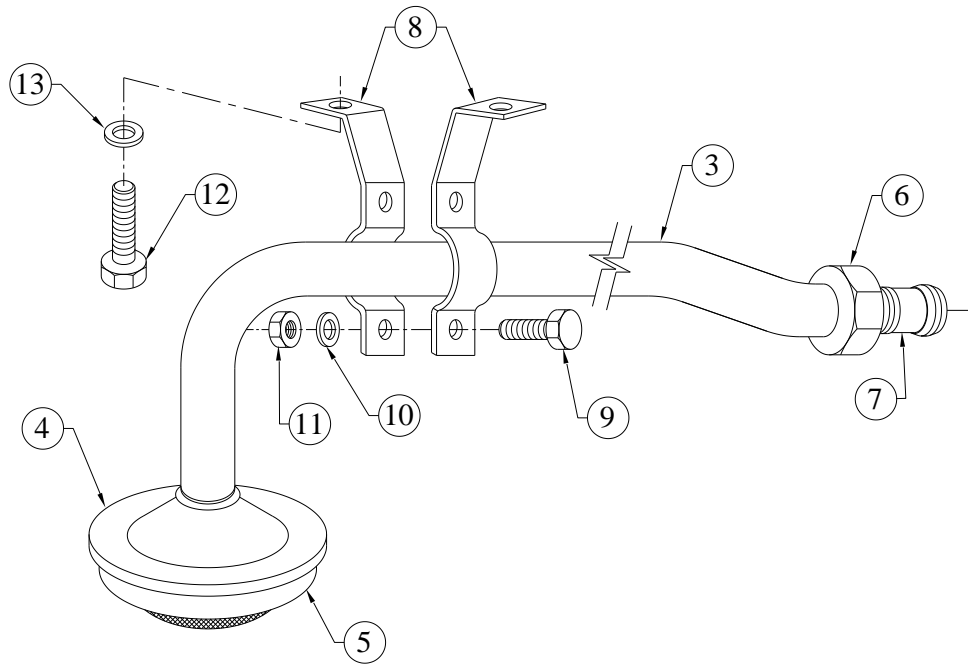
GROUP: - 4H.1497



SR.NO.	PART NO.	DESCRIPTION	QTY.	REMARKS
1	4H.1497.01.0.00	STICKER(FOR ENGINE AIR FILTER)	2	
2	6H.1143.01.0.00	STICKER(FOR ENGINE COOLANT HEATER)	1	
3	4H.1497.03.0.00	STICKER(FOR ENGINE ROTATING PARTS)	2	
4	4H.1497.04.0.00	STICKER(FOR SAFETY)	2	
5	4H.1497.05.0.00	STICKER(FOR ENGINE LIFTING)	2	
6	4H.1497.06.0.00	STICKER (FOR H.E. MAX. WORKING PRESSURE)	1	
7	4H.1497.07.0.00	STICKER(FOR ENGINE COOLANT MIXTURE)	1	
8	4H.1497.08.0.00	STICKER(FOR ENGINE ALTERNATOR)	1	
9	4H.1497.09.0.00	STICKER(FOR ENGINE FUEL LINE)	1	

TITLE: - SUCTION TUBE (TURBO CHARGED ENGINE)

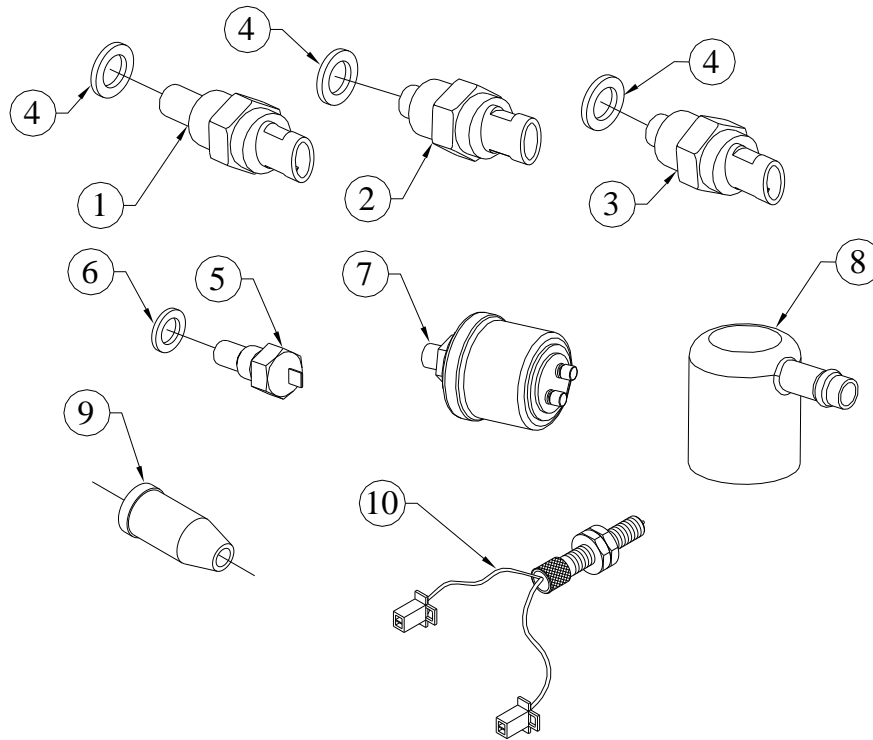
GROUP: - 4H.231



SR.NO.	PART NO.	DESCRIPTION	QTY.	REMARKS
*1	4H.231.20.0.00	SUCTION TUBE ASSLY.(TURBO ENGINE)	1	CONSISTING OF SR. NO. 2 & 6 TO 11
*2	4H.231.10.0.00	SUCTION TUBE SUB ASSLY.(TURBO ENGINE)	1	CONSISTING OF SR. NO. 3 TO 5
3	4H.231.01.0.00	SUCTION TUBE(TURBOCHARGED ENGINE)	1	
4	06.008.05.0.00	FUNNEL	1	
5	04.011.03.0.00	STRAINER BASKET	1	
6	06.008.02.0.00	UNION SCREW	1	
7	06.008.03.0.00	DOUBLE CONE RING	1	
8	06.008.04.0.00	CLAMPING STRAP	2	
9	50.003.06.012.	SET SCREW - M6X1X12 - 8.8	2	
10	50.506.06.000.	PLAIN MACHINED WASHER - M6	4	
11	50.006.06.000.	NUT - M6X1 - GR.8	2	
12	50.003.08.016.	SET SCREW - M8X1.25X16 - 8.8	2	
13	50.506.08.000.	PLAIN MACHINED WASHER - M8	2	

**TITLE: -TEMPRATURE SWITCH & SENSORS
FOR FM/UL ENGINE**

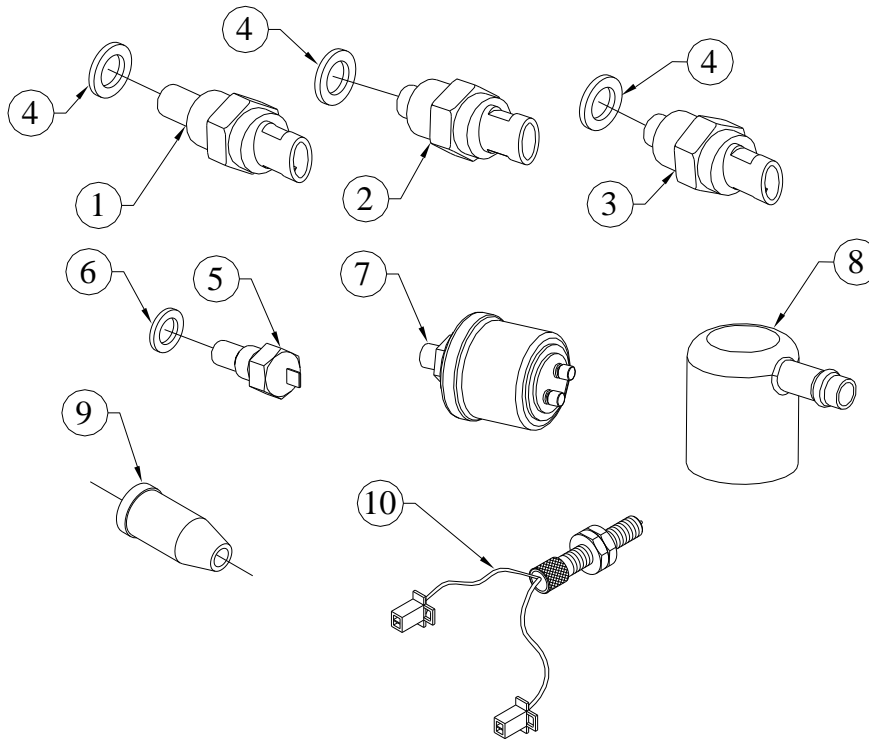
GROUP: -F6.906.1



SR.NO.	PART NO.	DESCRIPTION	QTY.	REMARKS
1	F6.906.70.0.PR	LOW ENGINE COOLANT TEMPERATURE SWITCH	1	
2	F6.906.71.0.PR	RAW WATER HIGH TEMPRATURE SWITCH	1	
3	F6.906.72.0.PR	ENGINE COOLANT TEMPRATURE SWITCH	1	
4	50.508.28.000	COPPER WASHER (24X32)	3	
5	46.085.02.0.00	SENSOR UNIT (FOR ELEC TEMP GAUGE)	1	
6	50.508.11.000	COPPER WASHER (14X18)	1	
7	2H.092.11.0.00	LUBE OIL PRESSURE SENDOR, (SENSOR + SWITCH), VDO SIEMENCE (INDIA), 2 TERMINAL, BODY GROUND WITH IMPORTED BOBBIN ASSEMBLY	1	
8	46.252.02.0.00	RUBBER SLEEVE 38X10 FOR PR GAUGE SENDOR	1	
9	3H.905.05.0.00	RUBBER SLEEVE FOR TEMP.SWITCH / SENSOR	3	

**TITLE: -TEMPRATURE SWITCH & SENSORS
FOR FM/UL ENGINE**

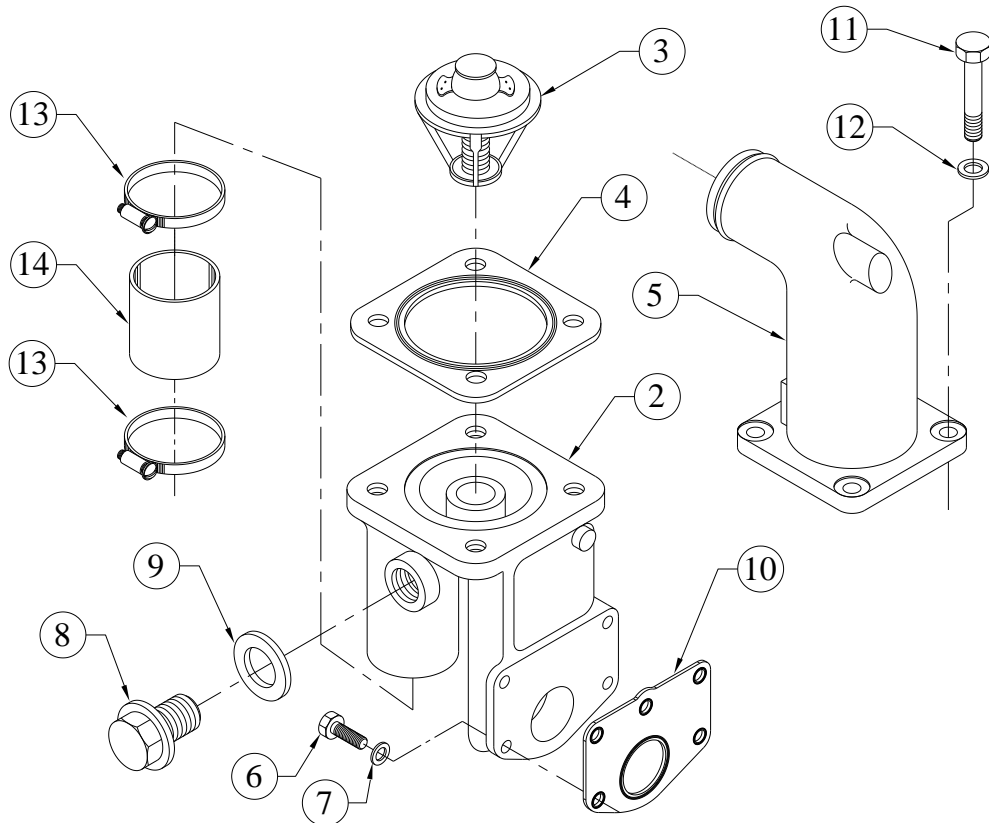
GROUP: -F6.906.1



SR.NO.	PART NO.	DESCRIPTION	QTY.	REMARKS
10	F6.741.14.0.PR	MAGNETIC PICK UP DUAL TYPE WITH TWO CONNECTOR 16X1.5 THREADING (UNITECH MAKE) FOR SPP/KBL FIRE FIGHTING PROJECT	1	

TITLE: - THERMOSTAT & MTG.[USA]

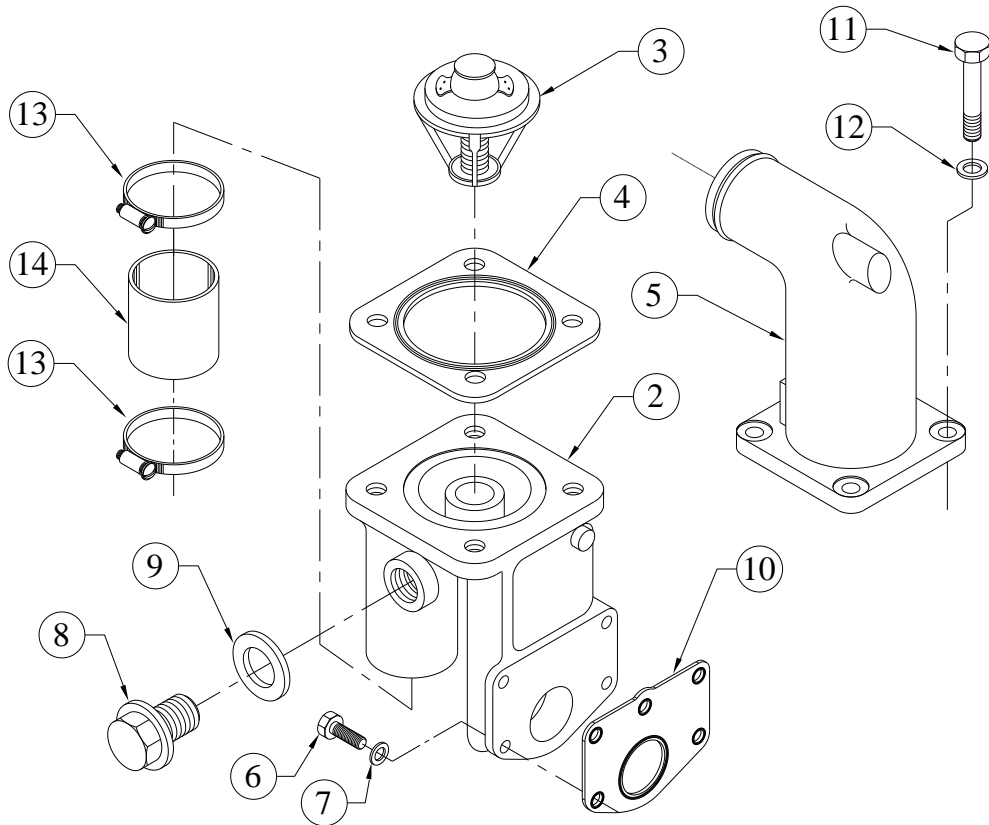
GROUP: - 4H.053...EXP



SR.NO.	PART NO.	DESCRIPTION	QTY.	REMARKS
*1	4H.053.30.0.00	SUB ASSEMBLY OF THERMOSTAT HOUSING	1	CONSISTING OF SR. NO. 2 TO 9
2	4H.053.01.0.00	THERMOSTAT HOUSING M14 TAP BOTH SIDES	1	
3	39.040.09.0.00	THERMOSTAT ELEMENT(74 DEG) - WTIL NO.DEV358	1	
4	4H.053.08.0.00	JOINT FOR THERMOSTAT COVER (METTALIC)	1	
5	4H.053.02.0.00	THERMOSTAT COVER(PG - 116 HEIGHT)	1	
6	50.003.08.025.	SET SCREW - M8X1.25X25 - 8.8	4	
7	50.506.08.000.	PLAIN MACHINED WASHER - M8	4	
8	50.602.14.000.	PLUG (M14X1.5)	1	
9	50.508.14.000.	COPPER WASHER (16X22)	1	
10	4H.053.11.0.00	JOINT FOR THERMOSTAT HOUSING	1	
11	50.002.08.050.	SET BOLT - M8X1.25X50 - 8.8	4	
12	50.506.08.000.	PLAIN MACHINED WASHER - M8	4	

TITLE: - THERMOSTAT & MTG.[USA]

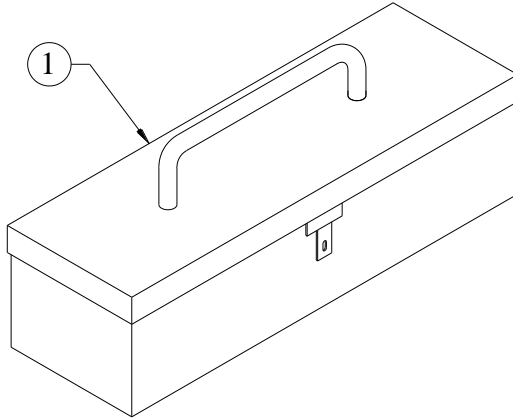
GROUP: - 4H.053...EXP



SR.NO.	PART NO.	DESCRIPTION	QTY.	REMARKS
13	2H.112.02.0.00	WORM DRIVE CLAMP (JUPITOR JW7B13, 29 TO 45 DIA)	2	
14	4H.023.02.0.00	THERMOSTAT BYPASS HOSE	1	

TITLE: - TOOLS FOR FIRE FIGHTING APPLICATION

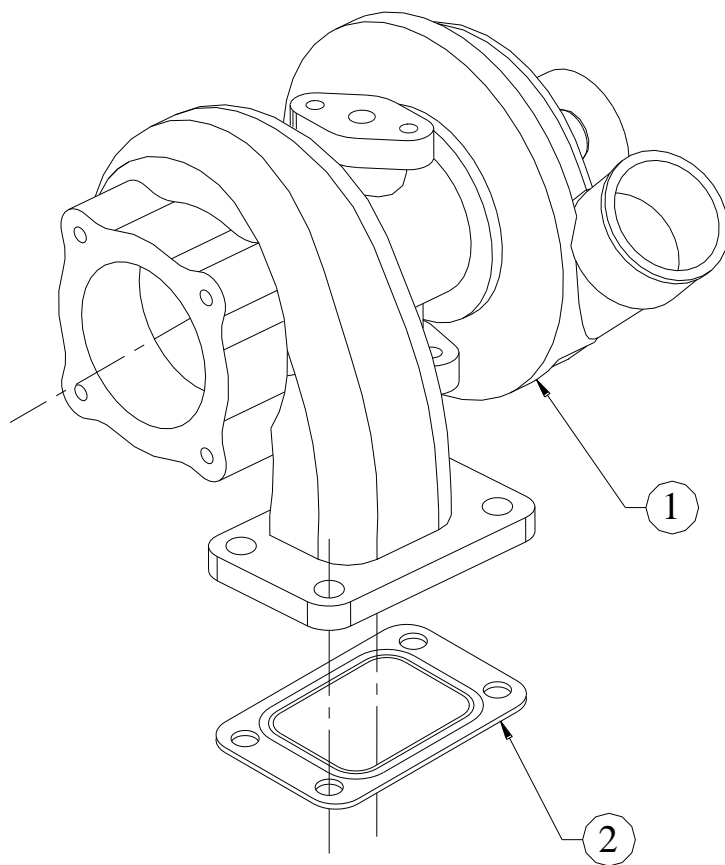
GROUP: - 4H.1439



SR.NO.	PART NO.	DESCRIPTION	QTY.	REMARKS
1	4H.1439.10.0.00	TOOL KIT BOX FOR FIRE FIGHTING APPLICATION	1	

TITLE: - TURBOCHARGER FOR 4RTA FIRE FIGHTING APPLICATION

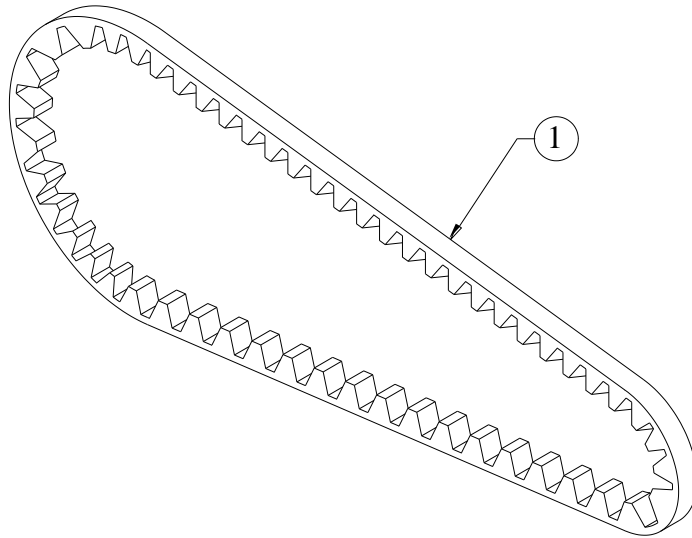
GROUP: - 6H.029.2



SR.NO.	PART NO.	DESCRIPTION	QTY.	REMARKS
1	4H.136.60.0.00	TURBOCHARGER FOR 4R1040TA SPP FIRE FIGHTING PUMP APPLICATION (K26 2670 GGA 6.11)	1	
2	6H.029.01.0.00	JOINT SS (FOR TURBOCHARGER)	1	

TITLE:- V BELT XPA1280

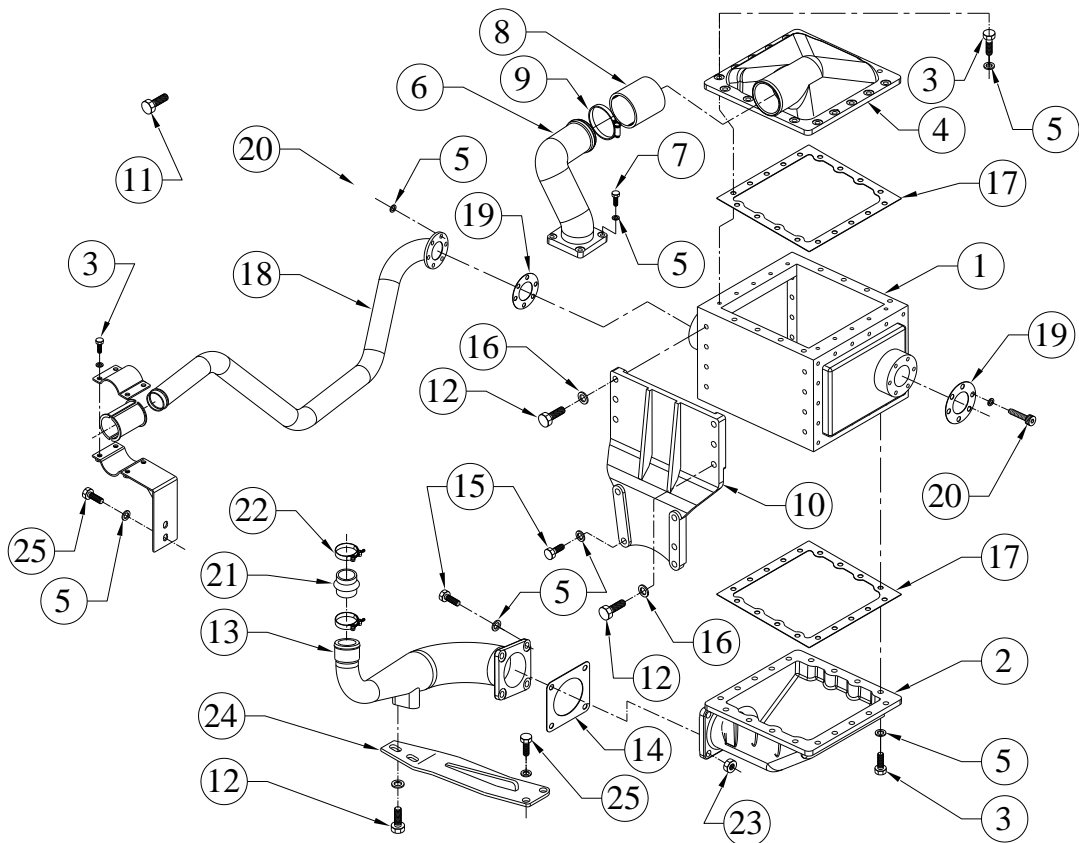
GROUP:- 4H.692



SR.NO.	PART NO.	DESCRIPTION	QTY.	REMARKS
1	4H.692.01.0.00	V BELT XPA 1280	1	

TITLE: - WATER COOLED CAC AND MOUNTING FOR F.F. ENGINES

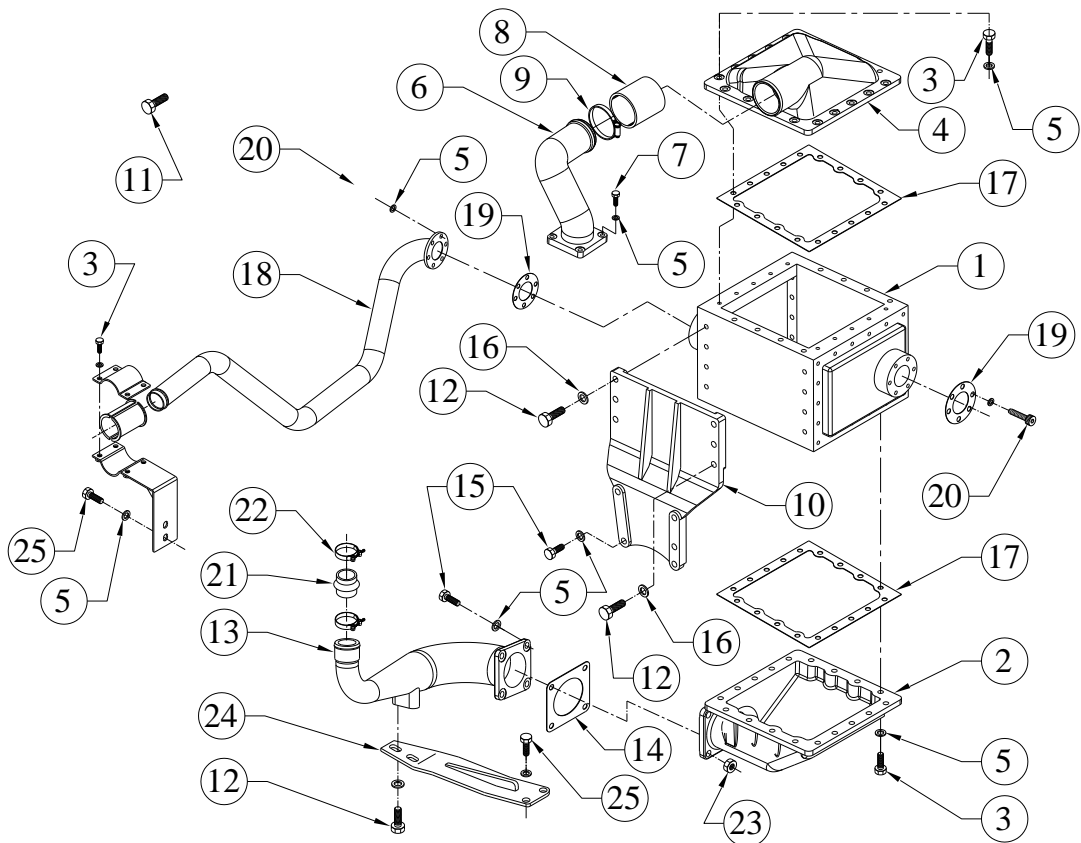
GROUP: - 4H.1494.2



SR.NO.	PART NO.	DESCRIPTION	QTY.	REMARKS
1	4H.1494.01.0.00	WATER COOLED CAC FOR 4R1040TA ENGINE (FIRE FIGHTING)	1	
2	4H.1494.02.0.00	AIR SIDE COVER (FOR CAC INLET)	1	
3	50.003.08.020.	SET SCREW - M8X1.25X20 - 8.8	62	
4	4H.1494.04.0.00	AIR SIDE COVER (FOR CAC OUTLET)	1	
5	50.506.08.000.	PLAIN MACHINED WASHER - M8	58	
6	4H.1494.06.0.00	AIR DELIVERY BEND (INLET MANIFOLD SIDE)	1	
7	50.003.08.030.	SET SCREW - M8X1.25X30 - 8.8	4	
8	4H.1494.13.0.00	HOSE (CAC OUTLET TO INLET BEND)	1	
9	48.305.07.0.00	JUPITER WORM DRIVE CLAMP, TYPE 603, 80mm DIA(S/F 80mm HOSE O.D.)	2	
10	4H.1494.03.0.00	CAC MOUNTING BRACKET (FOR FIRE FIGHTING APPLICATION)	1	
11	50.003.10.030	SET SCREW - M10X1.5X25 - 8.8	2	

TITLE: - WATER COOLED CAC AND MOUNTING FOR F.F. ENGINES

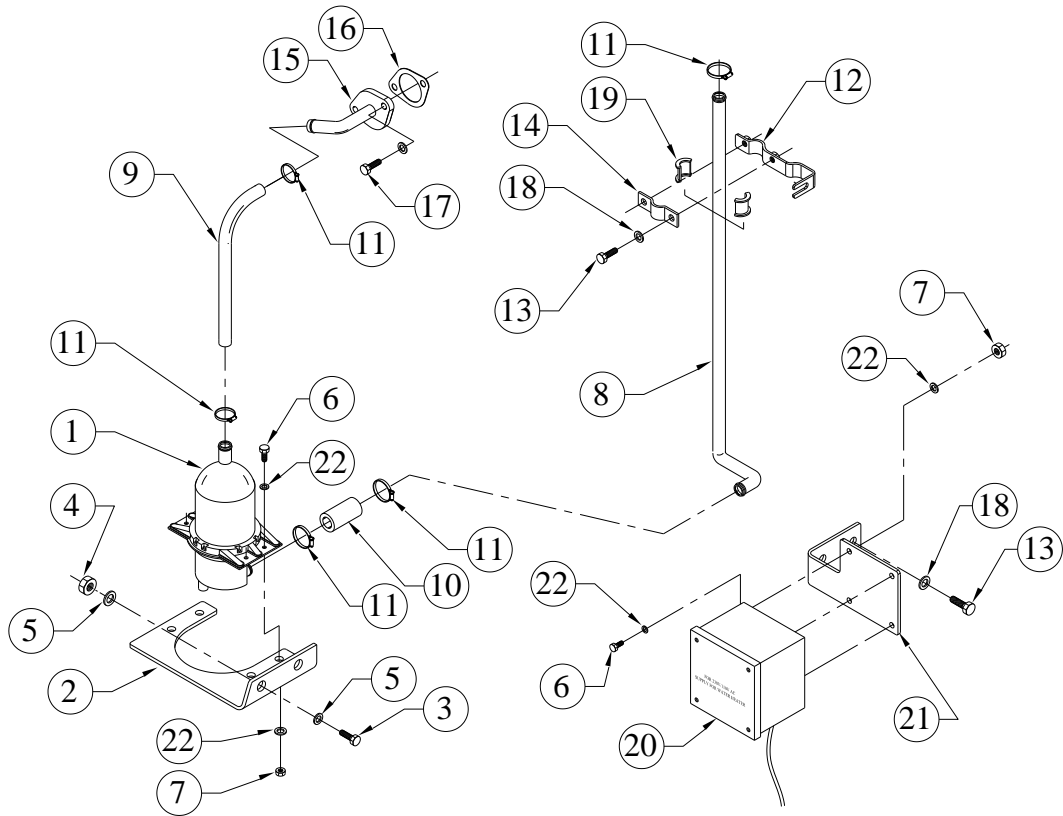
GROUP: - 4H.1494.2



SR.NO.	PART NO.	DESCRIPTION	QTY.	REMARKS
12	50.003.10.035.	SET SCREW - M10X1.5X35 - 8.8	9	
13	4H.1494.05.0.00	AIR DELIVERY PIPE (T/C TO CAC)	1	
14	4H.1494.12.0.00	JOINT (AIR DELIVERY PIPE)	1	
15	50.003.08.035.	SET SCREW - M8X1.25X35 - 8.8	4	
16	50.506.10.000.	PLAIN MACHINED WASHER - M10	13	
17	4H.1494.11.0.00	JOINT (FOR AIR INLET/OUTLET COVER)	2	
18	4H.1494.07.0.00	RAW WATER PIPE (CAC TO H.E.)	1	
19	F6.993.13.0.00	JOINT (FOR RAW WATER INLET/OUTLET)	2	
20	50.011.08.025.	SOCKET HEAD SCREW - M8X1.25X25 - 8.8	12	
21	4H.168.11.0.00	RUBBER HOSE (FOR 'TR55' TURBO, COMPRESSOR OUTLET)	1	
22	4H.1712.24.0.00	HOSE T-BOLT CLAMP (DIA. 55-65)	2	
23	50.006.08.000.	NUT- M8X1.25 - GR.8.8	4	
24	4H.1494.09.0.00	SUPPORTING BRACKET (FOR AIR DELIVERY PIPE)	1	
25	50.003.10.020.	SET SCREW - M10X1.5X20 - 8.8	4	

TITLE: - WATER HEATER (KIM HOTSTART, TPS102GT12-003, 240V) WITH MOUNTING

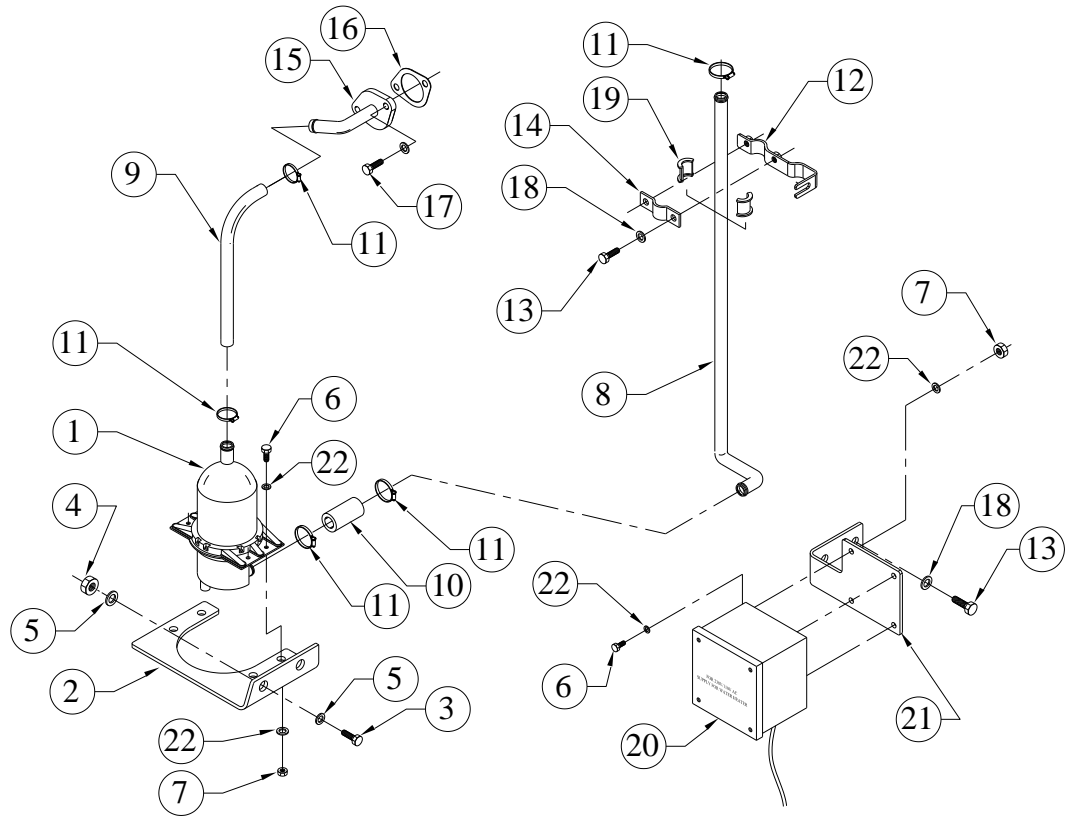
GROUP: - 4H.1355.2



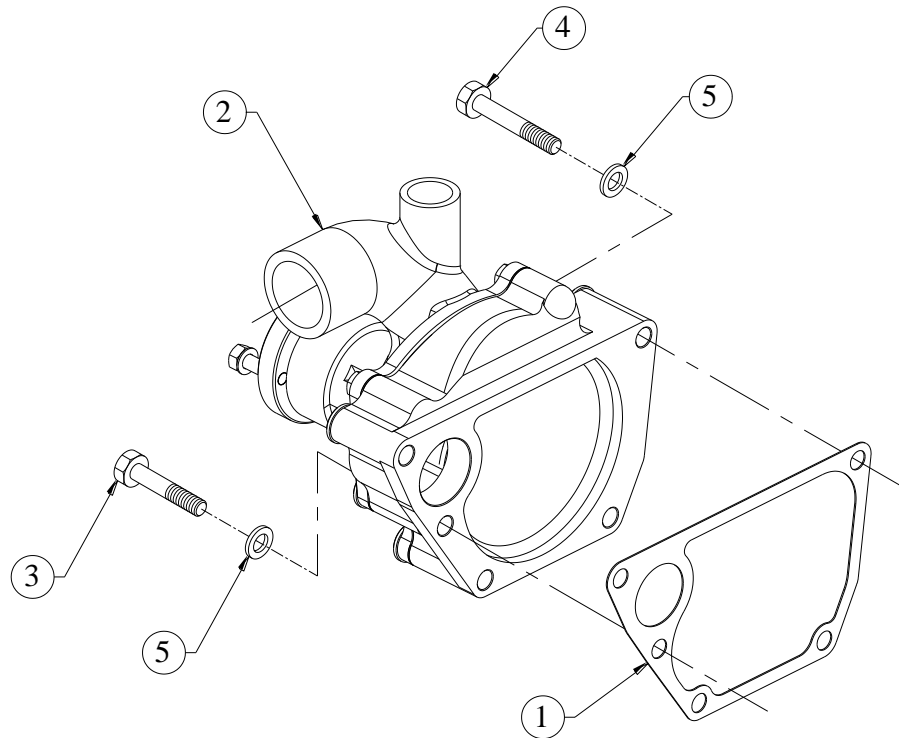
SR.NO.	PART NO.	DESCRIPTION	QTY.	REMARKS
1	F6.984.01.0.00	WATER HEATER(KIM HOTSTART, TPS 152GT12-006, 1.5kW, 240V)	1	
2	4H.1355.02.0.00	BRACKET FOR WATER HEATER MOUNTING	1	
3	50.003.10.035	SET SCREW - M10X1.5X35 - 8.8	2	
4	50.006.10.000	NUT - M10X1.5 - GR.8.8	4	
5	50.506.10.000	PLAIN MACHINED WASHER - M10	8	
6	50.003.06.015	SET SCREW - M6X1X15 - 8.8	8	
7	50.006.06.000	NUT - M6X1 - GR.8.8	8	
8	4H.1355.03.0.00	INLET PIPE FOR WATER HEATER	1	
9	4H.1355.13.0.00	RUBBER HOSE(FOR WATER HEATER)	1	
10	4H.1355.05.0.00	HOSE FOR WATER HEATER PIPE	1	
11	49.097.08.0.00	HOSE CLIP SIZE NO 1 28X30	5	
12	4H.1355.06.0.00	CLAMPING BRACKET FOR WATER HEATER INLET PIPE	1	
13	50.003.08.015	SET SCREW - M8X1.25X15 - 8.8	4	
14	4H.1355.08.0.00	CLAMP FOR WATER HEATER PIPE	1	

TITLE: - WATER HEATER (KIM HOTSTART, TPS102GT12-003, 240V) WITH MOUNTING

GROUP: - 4H.1355.2



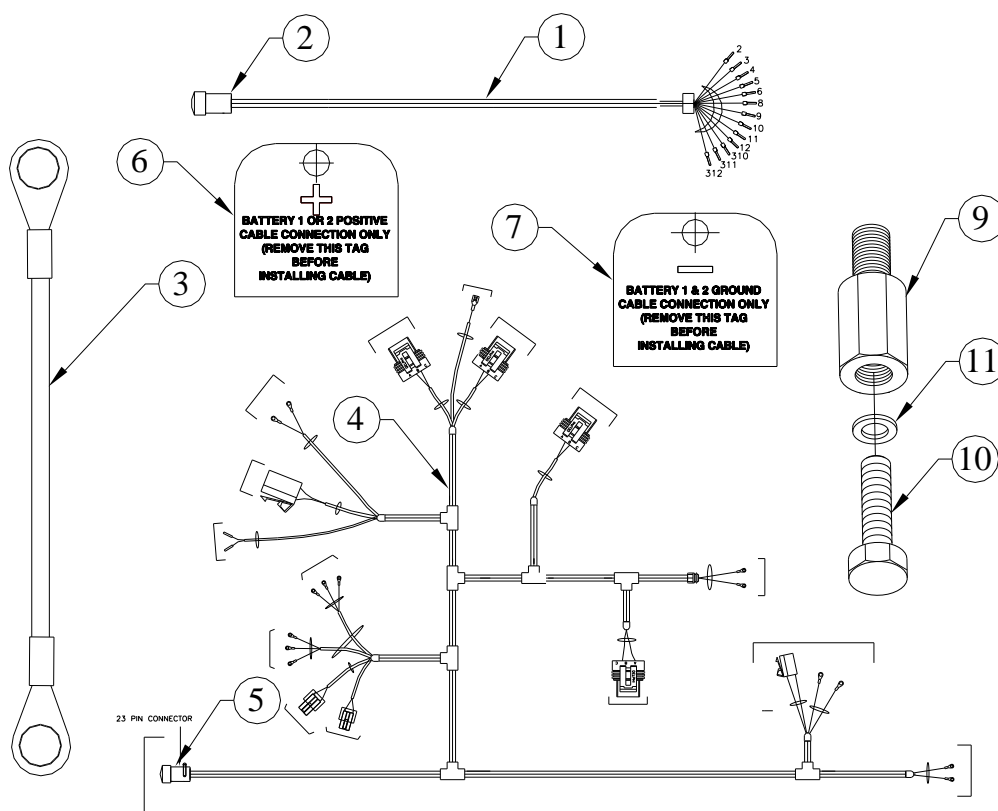
SR.NO.	PART NO.	DESCRIPTION	QTY.	REMARKS
15	4H.1355.12.0.PR	ADAPTOR ON CYLINDER HEAD(FOR WATER HEATER INLET)	1	
16	4H.022.11.0.00	JOINT FOR WATER OUTLET MANIFOLD	1	
17	50.003.08.020.	SET SCREW - M8X1.25X20 - 8.8	2	
18	50.506.08.000.	PLAIN MACHINED WASHER - M8	4	
19	4H.1355.09.0.00	RUBBER BOOT(FOR WATER HEATER PIPE CLAMPING BKT)	2	
20	F6.984.10.0.00	TERMINAL BOX WITH PHONIX MAKE UK10 TERMINAL ASSEMBLY FOR WATER HEATER	1	
21	6H.1144.06.0.00	BRACKET FOR JUNCTION BOX(WATER HEATER S/F 6R)	1	
22	50.506.06.000.	PLAIN MACHINED WASHER - M6	16	

TITLE:- WATER PUMP**GROUP:- 4H.052...EXP**

SR.NO.	PART NO.	DESCRIPTION	QTY.	REMARKS
1	4H.052.12.0.00	JOINT FOR DELIVERY VOLUTE	1	
2	4H.052.95.0.00	WATER PUMP ASSEMBLY (HIGHER BEARING SIZE)	1	
3	50.002.10.060.	SET BOLT - M10X1.5X60 - 8.8	3	
4	50.002.10.070.	SET BOLT - M10X1.5X70 - 8.8	2	
5	50.506.10.000.	PLAIN MACHINED WASHER - M10	5	

**TITLE: - WIRING HARNESS 4 R1040NA FM/UL
REVISED STANDARD**

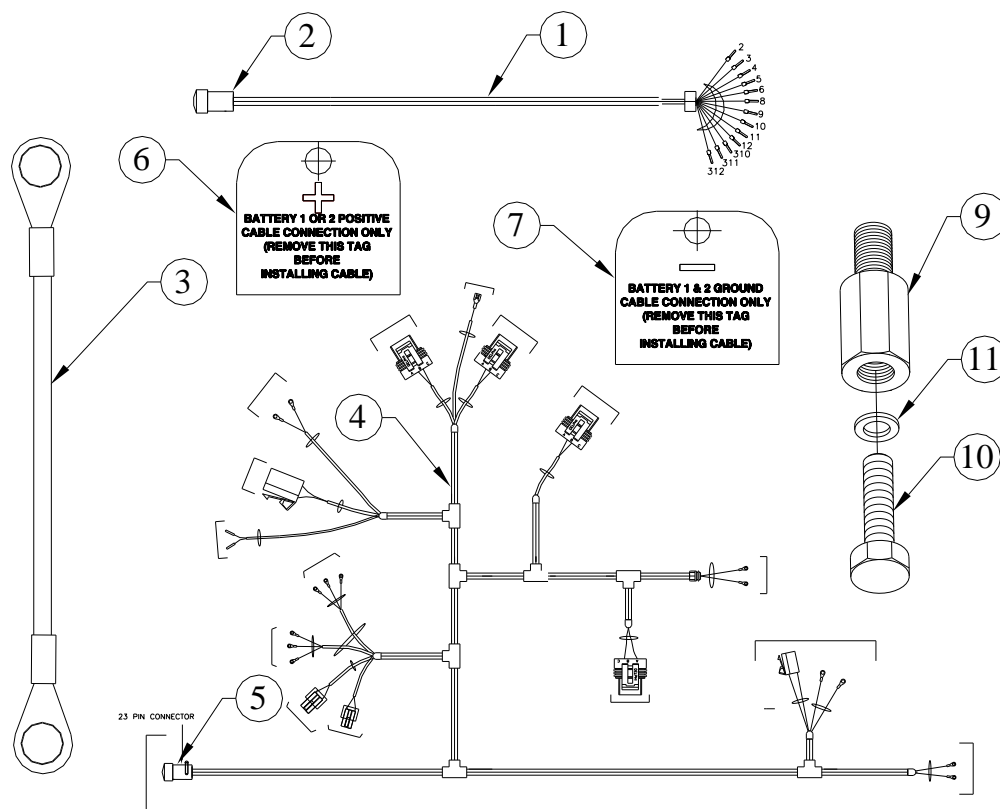
GROUP: - 4H.905.6



SR.NO.	PART NO.	DESCRIPTION	QTY.	REMARKS
1	6H.902.80.0.PR	PANEL TO PANEL WIRING HARNESS ASSEMBLY F.F.SET (REVISED STANDARD FMUL PROJECT) WITH 16-PIN CONNECTOR	1	
2	6H.902.16.0.00	16-PIN CONNECTOR ALLIED MAKE MS3106F-36-14S (FEMALE TYPE)	1	
3	4H.906.50.0.PR	BATTERY STARTER CABLE 4RNA & TA FM/UL	1	
4	4H.906.40.0.PR	WIRING HARNESS ASSEMBLY 4 R1040TA F.F.SET (REVISED STANDARD FMUL PROJECT) WITH ALTERNATOR & 23-PIN CONNECTOR	1	
5	6H.902.24.0.00	23-PIN CONNECTOR ALLIED MAKE MS-3106-E-32-6-S (FE-MALE TYPE PINS)	1	
6	6H.902.17.0.00	BATTERY +VE (POSITIVE) CONNECTION TAG	2	

**TITLE: - WIRING HARNESS 4 R1040NA FM/UL
REVISED STANDARD**

GROUP: - 4H.905.6



SR.NO.	PART NO.	DESCRIPTION	QTY.	REMARKS
7	6H.902.18.0.00	BATTERY -VE (NEGATIVE) CONNECTION TAG	1	
8	4H.906.11.0.PR	RELAY 24VDC,100A BAGLA MAKE	1	NOT ILLUSTRATED
9	F6.483.07.0.PR	ADAPTOR FOR STARTER RELAY(M8 X 1.25-M6 X1)	1	
10	50.003.06.016	SET SCREW - M6X1X16 - 8.8	1	
11	50.506.06.000	PLAIN MACHINED WASHER - M6	2	